



MEASURE H

Citizens' Oversight Advisory Board

Kenneth Hahn Hall of Administration
500 West Temple Street, Room 493, Los Angeles, California 90012

1st District Appointee
John Naimo

2nd District Appointee
Chancela Al-Mansour

3rd District Appointee
Christine Margiotta

4th District Appointee
Andrew Kerr

5th District Appointee
Vacant

Measure H Citizens' Oversight Advisory Board Meeting

COUNTY OF LOS ANGELES

DATE: Thursday, December 5, 2019
TIME: 1:00 p.m.
PLACE: Kenneth Hahn Hall of Administration
500 West Temple Street, Room 140A
Los Angeles, CA 90012

AGENDA

Director, Homeless Initiative
Phil Ansell

Advisory Board Liaison
Rowena Magaña

- I. Welcome & Introductions
- II. Approval of Minutes for the September 5, 2019 Regular Board Meeting
- III. Public Comment
- IV. Measure H Funding and Outcomes: Phil Ansell, Chief Executive Office-Homeless Initiative
 - a. FY 2019-20 Measure H Outcomes (Quarterly Report #15)
 - b. FY 2019-20 Key Metrics
- V. Homelessness Prevention Action Plan Report: Phil Ansell and Rowena Magaña, Chief Executive Office-Homeless Initiative; Earl Edwards, Ever Excel
- VI. Affordable Housing Outcomes Report: Paul Beesemyer, California Housing Partnership
- VII. Next Meeting Dates:
 - a. Wednesday, March 11, 2020
 - b. Thursday, June 4, 2020
 - c. Thursday, September 3, 2020
 - d. Thursday, December 3, 2020
- VIII. Adjournment

If any person intends to submit documentation to the Advisory Board for its consideration prior to the meeting, such documentation shall be submitted via email to: CEO Measure H Oversight <MeasureHOversight@lacounty.gov>, no later than 5:00 p.m. the day before the scheduled meeting.

"Combatting homelessness together"

Measure H Citizens' Oversight Advisory Board
Meeting Minutes
Thursday, September 5, 2019
Kenneth Hahn Hall of Administration, 140A
500 W. Temple Street, Los Angeles, CA 90012

ATTENDEES

Advisory Board: Christine Margiotta (Chair), John Naimo, Chancela Al-Mansour, Andrew Kerr, and Rabbi Marvin Gross

County Staff: Phil Ansell, Rowena Magaña, Jeremiah Rodriguez, and Noro Zurabyan

I. Welcome and Introductions

Ms. Margiotta called the meeting to order at 1:02 p.m. Quorum was met at the time the meeting was called to order with five members present.

II. Approval of Meeting Minutes

The June 12, 2019 meeting minutes were approved without amendments. Ms. Al-Mansour abstained from voting.

III. Discussion and Consideration of Necessary Actions Regarding Right to Shelter (Meredith Berkson, Los Angeles Homeless Services Authority and Chris Ko, United Way of Greater Los Angeles)

Ms. Berkson stated that LAHSA currently is in the process of drafting a policy brief on the Right To Shelter (RTS) concept.

- There are currently 44,000 people experiencing unsheltered homelessness in LA County. Strategies to implement and combat unsheltered homelessness are as follows: expanding outreach; hiring outreach coordinators; and building permanent and interim housing, which supports using a housing first strategy.
- RTS programs have been implemented in Washington D.C. (cold weather), Massachusetts (for families), and New York City (for all persons). If there are sufficient shelter beds made available, and a person turns them down, that person may receive a criminal citation, which is problematic.

Mr. Ko provided additional information regarding the RTS concept:

- RTS is different than the need for more shelter; it generally is a legislative or litigated entitlement to provide shelter for anyone who seeks it.
- The use of the word "entitlement" has great likelihood to increase homelessness. For example:
 - Shelter stay in New York is three times the national average (over one year) because individuals have an entitlement to shelter and the stay is not time-limited
 - Sometimes apartments are used as a shelter (usually for families) which also drives up cost
 - Recent publications argue that the New York RTS model is not needed

- Perhaps a right to housing (RTH) is needed, which would help persons experiencing homelessness today and in the future.
- The cost to provide shelter is similar to the cost needed to provide permanent housing, given the increased length of stay at shelters
 - In certain cases, permanent housing construction has been reduced from 4 years to 1.5 to 2 years.
 - Shelter construction generally takes 1-2 years.
- Rabbi Gross asked where RTS is in the legislative process
 - Per Mr. Ko, there are no active bills in the legislature.
- Mr. Kerr proposed a motion to prepare a letter to the Board of Supervisors to support RTH and a need to fix the housing shortage.
- Mr. Naimo said he supports RTH, but not ready to rule out RTS. He asked if RTH and RTS can complement each other.
 - Ms. Berkson stated that although there is a need for more shelter, increased shelter does not reduce homelessness. She did not see them as complementary and supports permanent housing solutions
- Mr. Naimo suggested that there is a need for more discussion of the RTS concept.
- Rabbi Gross and Ms. Al-Mansour thought it was premature to act on RTH or RTS, since there is not enough information available at this point.
- Ms. Margiotta said that she is concerned about the RTS concept, considering what other cities have experienced and the potential impact on Measure H funding. She was supportive of sending an affirmative message to the Board of Supervisors and urge them to explore RTH as an alternative to RTS. A lack of voices supporting RTH could inadvertently move the County towards RTS.
- Mr. Kerr added that he does not see bridge housing as aligning with the “housing first strategy” because it is temporary in nature. For example, individuals with mental illnesses need a permanent housing environment versus a shelter environment
- Ms. Margiotta suggested language to explore RTH as an alternative to RTS and Mr. Kerr supported that idea.
- Rabbi Gross and Ms. Al-Mansour were concerned that a motion to support RTH might imply opposition to RTS.
- Rabbi Gross suggested that United Way and LAHSA provide a briefing paper on RTH and RTS before the COAB would take a position
- There was consensus to explore the RTH and RTS language further.
- There was no action on any motion on this item; item will be discussed further at a future meeting.
- Public Comment: Three persons provided public comment on this item.

IV. Measure H Funding and Outcomes (Phil Ansell, Chief Executive Office – Homeless Initiative)

Mr. Ansell provided an update on the FY 2018-19 Measure H Final Expenditures. A copy of the chart is available on the website (<https://homeless.lacounty.gov/oversight/>) and has the following information: Funded Measure H Strategies, description, lead agency, final allocations for FY 2018-19, expenditures by quarter, total expenditures, and the difference between allocation and expenditures (underspending).

- In FY 18-19, there was \$58.5M in underspending, including:
 - \$3.9M of expenditures were incurred by lead agencies, but were not submitted to Auditor Controller by the deadline (funding will be carried over to FY 2019-20, so that agencies can pay costs).
 - \$15.3M represents funding previously approved for interim housing capital expenditures (dollars not spent in FY 2018-19, but will be used for multi-year projects)
- When these numbers are excluded, there is \$39.3M in actual under- expenditures (between 9-10% of total allocation of \$412M in FY 2018-19).
- For context, in FY 2017-18 (first year of Measure H), the total allocation was \$216M and under expenditures were about 33%.
- There are certain strategies with higher rates of under expenditures:
 - Underspending is largely due to staff vacancies associated with ramp-up and/or turnover.
 - According to the lead agencies for those strategies, underspending in FY 2018-19 is not predictive of underspending in FY 2019-20.
 - This data will assist in Measure H Funding Recommendations for FY 2019-20, 2020-21, 2021-22
- Measure H is not expected to have zero under expenditures, since it is a complex system with many contract providers. Contractors must ensure they do not exceed contract maximums, which results in some underspending.
- Measure H revenue for FY 2018-19 (\$398M) exceeded the initial, projected Measure H revenue projection of \$355M.
- It is projected that FY 2019-20 Measure H revenue will also equal \$398M.
- Mr. Naimo asked about funding for services versus rental subsidies.
 - Mr. Ansell responded that Measure H is not an appropriate funding stream for ongoing rental subsidies, since Measure H is time- limited.
 - Measure H funding was used in early years for rental subsidies to increase the pace at which people can enter PSH, but local subsidies will eventually need to be replaced with federal subsidies.
 - On a long-term basis, the County intends to fund intensive case management services (ICMS) for all new project-based PSH in LA County
 - There are insufficient federal subsidies today for all new PSH units and there is currently dialogue on how to cover the future need for rental subsidies for new PSH (particularly project-based PSH).
 - There is no intention to reduce PSH services to pay for rental subsidies.

Mr. Ansell also provided information on the FY 2018-19 Measure H Outcomes (Quarterly Report #14)

- Interim housing placements:
 - 18,323 individuals and family members were placed in interim housing funded in whole or in part by Measure H in the past fiscal year.
 - Almost 32,000 individuals and family members placed in interim housing funded in whole or in part by Measure H for the first two fiscal years.

- Permanent housing placements:
 - 9,377 individual and family members were placed in permanent housing in the past year.
 - A total of 16,003 have been permanently housed through Measure H over the past two fiscal years.
 - Measure H is on track to meet its 5-year goal of placing 45,000 family members and individuals in permanent housing.
- Ms. Margiotta asked for more context regarding the 45,000 goal: 1) how many additional housing placements are needed and 2) how was goal determined?
 - Mr. Ansell responded that there were about 48,000 people who exited homelessness in LA County in calendar year 2018. Of that number, about 21,000 were directly assisted by the homeless services system. (Measure H represented slightly under half of the total permanent housing placements).
 - The 45,000 number is an estimate based on the costs associated with securing permanent housing, outreach, interim housing, and benefits advocacy, etc.
 - This number is not based on the total need.
- Mr. Kerr expressed concern about homelessness inflow and suggested that the County have a dashboard/open source data to analyze best practices. Mr. Ansell responded that the homelessness crisis is primarily the result of our affordable housing crisis and the Board has taken the following actions:
 - required the creation of an annual affordable housing outcomes report, which documents the gap in affordable housing and identifies current affordable housing properties at-risk of losing affordability
 - is pursuing tenant protections to mitigate the impact of shortage of affordable housing
 - considering permanent rent stabilization ordinance for unincorporated areas
 - supports SB 1482 which caps rent increases statewide for multi-unit rental housing built more than 15 years ago at 5% plus CPI for 10 years (would also extend just cause eviction protections)
 - The fundamental solution is a combination of increasing housing supply and tenant protections.

Mr. Ansell also provided information about the FY 2019-20 Key Metrics:

- Key performance metrics have been identified, but the CEO-HI is still working with lead agencies to identify which metrics are the most consequential relative to the performance of Measure H.
- Mr. Naimo stated this info will help understand the year-to-year changes in the homeless population.
- Ms. Al-Mansour stated it would help to know about zoning ordinances for affordable housing.
- Mr. Kerr was interested to have a presentation by the California Housing Partnership Corporation regarding their work on the County's annual affordable housing outcomes report.
- Mr. Margiotta stated that she was interested in the prevention metrics and thought it would be helpful to see hard numbers and how it relates on a macro level.

- Mr. Ansell stated that the intent is to complete the key metrics chart and return to the Advisory Board with more information.

Mr. Ansell presented information on the FY 2020-21, 2021-22, and 2022-23 Measure H Funding Recommendations Process:

- The process will include final recommendations for FY 2020-21 and tentative recommendations for FY 2021-22 and FY 2022-23.
- Outcome data is now available, which assists in discerning how to best deploy Measure H resources.
- Will include eight Policy Summits, which will take place through November and primarily focus on discussion questions, expenditure outcome data, and evaluation reports on Measure H strategies.
- LAHSA/CEO-HI will conduct community meetings to solicit stakeholder input.
- There will also be an on-line mechanism for written public input
- A draft set of recommendations will be developed based on this input and posted in early March 2020 on the CEO-HI website and discussed via a Webinar
- There will be an additional public meeting in March 2020, which will include another opportunity for written public comment.
- There will be a panel discussion of draft recommendation at the March 2020 HI Conference.
- Draft Funding Recommendations will be presented to the Board Deputies in April 2020 and the Board of Supervisors will vote on the recommendations in May.
- In addition to Measure H, there is also a new State funding source: Homeless Housing, Assistance, and Prevention Program (HHAPP) that will be incorporated into the process.
- County was aggressive in increasing the Measure H funding to \$460M this year and hopeful to sustain in 2021 and beyond, though it is dependent on the economy.
- Ms. Margiotta asked how funding conversations will address themes that cut across multiple strategies (for example, sustainability and compensation for employees who are working in the homeless services system or how black people experiencing homelessness are affected).
 - Mr. Ansell responded that the first and last Policy Summits are intended to cover cross-cutting themes and funding.
 - Also, the last summit will compile the key themes from the prior seven Summits.
- Mr. Kerr asked if there has been an opportunity to look at non-Measure H revenue that the County is saving and reinvest this funding to known strategies that are saving the County money.
 - In February 2016, the Board directed the CEO to identify single adults in LA County who are experiencing homelessness for whom the County has incurred the greatest costs (also known as the 5% list).
 - Housing and services are prioritized for this group of people and the CEO was asked to determine the associated savings for potential reinvestment.
 - There are challenges in capturing savings and reinvesting, since savings usually accrue to the State or Federal Government. For example, savings to Medicaid or in food stamps are not available to the County to reinvest.

- Additionally, savings are in systems that otherwise have surplus demand.
- However, there is a promising opportunity around increasing access to Medicaid funding for housing and homelessness related purposes
- The County is in dialogue with the State in anticipation of the expiration of the current 1115 waiver.
- Medicaid requires a non-federal match and Measure H is available to draw down the federal match, which will further leverage funding.
- Public Comment: Six persons provided public comment.

V. Leveraging Mainstream County Systems to Prevent Homelessness: Interim Report and Next Steps (Rowena Magaña, Chief Executive Office – Homeless Initiative)

Ms. Magaña provided an update on the August 22, 2019 memo that was submitted to the Board about homelessness prevention efforts in mainstream County Departments.

- On May 21, 2019 the Board of Supervisors directed the CEO-HI to convene a group of stakeholders (including County departments, LAHSA, legal services, research organizations, and other experts) to assess how to strengthen homelessness prevention efforts within mainstream County Departments.
- The August memo provided an inventory of the homelessness prevention programs already in place at mainstream County Departments, an assessment of which departments have a “homeless indicator” in their data systems, an evaluation of various previous taskforces/workgroups that have homelessness prevention recommendations, and information on the work that the California Policy Lab and the University of Chicago Urban Labs (CPL/UL) are doing on predicting homelessness.
- The Action Plan will be submitted to the Board in late November 2019.
- Public Comment: Two persons provided public comment.

VI. Next Meeting Dates

No public comment was received for this item.

VII. General Public Comment

Four persons provided public comment.

VIII. Adjournment

Meeting ended at 4:02 p.m.

Minutes submitted by: Rowena Magaña and Jeremiah Rodriguez

Minutes approved by: Phil Ansell



County of Los Angeles CHIEF EXECUTIVE OFFICE

Kenneth Hahn Hall of Administration
500 West Temple Street, Room 713, Los Angeles, California 90012
(213) 974-1101
<http://ceo.lacounty.gov>

SACHI A. HAMAI
Chief Executive Officer

Board of Supervisors
HILDA L. SOLIS
First District

MARK RIDLEY-THOMAS
Second District

SHEILA KUEHL
Third District

JANICE HAHN
Fourth District

KATHRYN BARGER
Fifth District

November 21, 2019

To: Supervisor Janice Hahn, Chair
Supervisor Hilda L. Solis
Supervisor Mark Ridley-Thomas
Supervisor Sheila Kuehl
Supervisor Kathryn Barger

From: Sachi A. Hamai
Chief Executive Officer

HOMELESS INITIATIVE QUARTERLY REPORT NO. 15 (ITEM NO. 47, FEBRUARY 9, 2016 AGENDA)

On February 9, 2016, the Board of Supervisors (Board) approved the Los Angeles County Homeless Initiative (HI) recommendations, which included 47 Strategies to combat homelessness, and instructed the Chief Executive Office (CEO) to report back to the Board on a quarterly basis regarding the implementation status and outcomes of each Strategy. On December 6, 2016, the Board approved four new Strategies as part of the Measure H ordinance and they are also included in the CEO's quarterly reports.

Attached is the HI's fifteenth quarterly report, which includes data and information through October 31, 2019. The report shows that we are making measurable progress across all dimensions of the County's commitment to combat and prevent homelessness. While the numbers of those directly served by HI Strategies are encouraging, a humanitarian crisis of such complexity will require sustained focus and collaboration with the County's partners and stakeholders. The HI continues to work closely and build capacity with a diverse and ever-growing network of partners to serve many more of our homeless neighbors.

The next quarterly report will be provided on January 15, 2020.

Each Supervisor
November 21, 2019
Page 2

If you have any questions, please contact Phil Ansell, Homeless Initiative Director, at (213) 974-1752 or pansell@ceo.lacounty.gov.

SAH:FAD:PA
JR:SH:tv

Attachments

















c: Executive Office, Board of Supervisors
 County Counsel
 District Attorney
 Sheriff
 Alternate Public Defender
 Animal Care and Control
 Arts and Culture
 Beaches and Harbors
 Child Support Services
 Children and Family Services
 Consumer and Business Affairs
 Fire
 Health Agency
 Health Services
 Human Resources
 Los Angeles County Development Authority
 Mental Health
 Military and Veterans Affairs
 Parks and Recreation
 Probation
 Public Defender
 Public Health
 Public Library
 Public Social Services
 Public Works
 Regional Planning
 Registrar-Recorder/County Clerk
 Workforce Development, Aging and Community Services
 Superior Court
 Los Angeles Homeless Services Authority



The Los Angeles County
HOMELESS INITIATIVE
REAL HELP. LASTING CHANGE.

QUARTERLY REPORT #15
NOVEMBER 2019

CONTENTS

	HOMELESS INITIATIVE: INTRODUCTION	3
	HOMELESS INITIATIVE IMPLEMENTATION	
	HIGHLIGHTS	4 - 7
	SUCCESS STORIES	8 - 16
	PUBLIC ACCOUNTABILITY	
	PERFORMANCE DATA & EXPENDITURES SUMMARY	17
	STATE LEGISLATION: AB 1482 & SB 329	18
	MEASURE H FUNDING RECOMMENDATIONS PROCESS	19-20
	MEASURE H CONTRACT DIRECTORY	21
	OTHER KEY ACTIVITIES	
	AD HOC COMMITTEE ON BLACK PEOPLE EXPERIENCING HOMELESSNESS	22
	HOMELESSNESS PREVENTION ACTION PLAN	23
	CITIES & COUNCILS OF GOVERNMENT UPDATE	24-25
	EXPANDING EVICTION DEFENSE SERVICES	26
	JOB FAIR	27
	EXHIBITS	28



HOMELESS INITIATIVE: INTRODUCTION

Three years ago, the **Los Angeles County Board of Supervisors** made a bold move and created the County Homeless Initiative, which underscored homelessness as a **top regional priority**. With the creation of the Homeless Initiative and passage by voters of the landmark Measure H sales tax in March 2017 – which is generating an estimated \$355 million annually - we have accelerated our critical work to **improve the lives of individuals and families experiencing homelessness**.

While movements take time to build, **thousands of individuals and families** have already been helped through a **major expansion** of outreach, emergency shelter, rapid rehousing, and permanent supportive housing for homeless disabled adults – **in all parts of the County**.

This is a **community-wide undertaking** made possible only through **sustained collaboration** among dedicated service providers, County departments, civic leaders, cities, businesses, labor, faith-based institutions and community coalitions — and a galvanized public — who **share the mission to prevent and combat homelessness** in L.A. County.

The Homeless Initiative's **15th Quarterly Report** - covering the period of July 1, 2017 thru September 30, 2019 - **includes 27 months of Measure H outcomes** and shows that we are making measurable progress across the full scope of the **County's commitment** to combat and prevent homelessness. Although there was an increase in the County's homeless population between 2018 and 2019, the increase was much smaller than the increase experienced by surrounding Counties, which can be directly attributed to Measure H.

As the critical work continues, there is a **powerful sense of community and commitment** across Los Angeles County that, together, we can bring our homeless neighbors home and **achieve lasting change**.



HOMELESS INITIATIVE IMPLEMENTATION

Of the 51 HI Strategies approved by the Board, **ALL have now been fully or partially implemented**, as reflected in Exhibit I. Of the 21 Strategies funded through Measure H, all have been implemented. Implementation status and next steps for the 51 HI strategies can be found in Exhibit II.

17,805

PERMANENTLY HOUSED THROUGH
MEASURE H STRATEGIES SINCE
JULY 2017

PERMANENTLY HOUSED THROUGH MEASURE H STRATEGIES

A total of **17,805 individuals and family members have been permanently housed** because of Measure H strategies since July 2017. During the first quarter of Fiscal Year (FY) 2019-20, **2,096 individuals and family members were permanently housed**.

A1 AND A5: HOMELESS PREVENTION PROGRAM FOR FAMILIES AND INDIVIDUALS

302 new families were assisted with prevention services through the Family Solutions Centers. During the same time period, **124** families exited the program and, of those, **98 (79 percent)** either retained their housing or transitioned into other permanent housing. In the same time period, **343** new individuals were assisted in the Homeless Prevention Program for Individuals. Between July 2019 and September 2019, **185** individuals exited the program and, of those, **135 (73 percent)** either retained their housing or transitioned into other permanent housing.

34,920

PLACED IN
INTERIM HOUSING
FACILITIES THROUGH MEASURE H
STRATEGIES SINCE
JULY 2017

INTERIM HOUSING FUNDED IN WHOLE OR IN PART THROUGH MEASURE H STRATEGIES

A total of **34,920 individuals and family members entered interim housing** funded in whole, or in part by Measure H since July 2017. **4,507 individuals and family members entered interim housing** in the first quarter of FY 2019-20.

*All highlights feature data from July 2019-September 2019, unless noted otherwise.



HOMELESS INITIATIVE IMPLEMENTATION

B3: PARTNER WITH CITIES TO EXPAND RAPID RE-HOUSING (RRH)

1,801 RRH participants secured permanent housing with, or without a RRH subsidy. Of RRH participants who secured housing with an RRH subsidy,

1,801

**PARTICIPANTS SECURED
PERMANENT HOUSING
THROUGH THE RAPID
RE-HOUSING PROGRAM**

B4: FACILITATE UTILIZATION OF FEDERAL HOUSING SUBSIDIES

The participating Public Housing Authorities throughout the County provided **\$1,276,609** in incentives to landlords to help house 607 formerly homeless individuals and families with housing vouchers.

876

**INDIVIDUALS RECEIVED
INTERIM HOUSING AFTER
EXITING INSTITUTIONS**

B7: INTERIM/BRIDGE HOUSING FOR THOSE EXITING INSTITUTIONS

876 individuals discharged from institutions were provided interim housing administered by DHS or LAHSA.

C4/C5/C6: ESTABLISH A COUNTYWIDE SSI AND VETERANS BENEFITS ADVOCACY PROGRAM FOR PEOPLE EXPERIENCING HOMELESSNESS OR AT RISK OF HOMELESSNESS

Countywide Benefits Entitlement Services Teams assisted **1,905** new disabled individuals with applications for SSI and Veterans Disability Benefits.

1,905

**BEGAN PURSUING DISABILITY
BENEFITS THROUGH C4/C5/C6**

*All highlights feature data from July 2019-September 2019, unless noted otherwise.



HOMELESS INITIATIVE IMPLEMENTATION

D2: EXPANSION OF JAIL IN-REACH

368 inmates received D2 Jail In-Reach services.

368

**INMATES RECEIVED JAIL
IN-REACH SERVICES
THROUGH D2**

D6: CRIMINAL RECORD CLEARING PROJECT

The Public Defender (PD) held 33 record-clearing services events and the City Attorney (CA) held 21 record-clearing events throughout the County. The PD engaged 192 clients and filed 534 petitions for dismissal or reduction. 155 petitions filed by the PD (including some filed last FY) have been granted since July 2019. The CA engaged 412 clients and filed 675 petitions for dismissal or reduction. 1,006 petitions filed by the CA have been granted since July 2019.

602

**INDIVIDUALS LINKED TO
NEW ICMS SLOTS
THROUGH D7**

D7: PROVIDE SERVICES FOR PERMANENT SUPPORTIVE HOUSING

602 clients were linked to new D7 Intensive Case Management Services (ICMS) slots. In the same time period, 246 additional participants who were residing in existing PSH units that had insufficient supportive services received D7 ICMS services to increase housing retention. 493 clients received federal rental subsidies, 102 clients received local rental subsidies, and 295 clients were newly placed in D7 permanent housing.

295

**INDIVIDUALS PLACED IN
PERMANENT HOUSING
THROUGH D7**

*All highlights feature data from July 2019-September 2019, unless noted otherwise.



HOMELESS INITIATIVE IMPLEMENTATION

E4: FIRST RESPONDERS TRAINING

220 Los Angeles Sherriff's Department (LASD) deputies and sergeants and 71 non-law enforcement first responders were trained using the LASD first responder training.

E6: COUNTYWIDE OUTREACH SYSTEM

2,535 individuals were newly engaged by Countywide Outreach Teams and 9,147 individuals were engaged by Countywide Outreach Teams (including some that had also been engaged in previous reporting periods). Teams connected 4,059 individuals to services, placed 354 individuals into interim housing, and linked 222 individuals to a permanent housing program.

E8: ENHANCE THE EMERGENCY SHELTER SYSTEM

3,193 individuals entered crisis, bridge, and interim housing funded in whole, or in part by Measure H (strategy E8). During the same period of time, 458 individuals exited interim housing to permanent housing, amounting to 19 percent of all exits from interim housing.

739

YOUTH ASSESSED USING THE NEXT STEP TOOL

E14: ENHANCED SERVICES FOR TRANSITION AGE YOUTH

739 youth were assessed using the Next Step Tool. Over the past FY, 39 Transition Age Youth (TAY) exited TAY transitional housing to permanent housing, amounting to 44 percent of all exits during that time period.

*All highlights feature data from July 2019-September 2019, unless noted otherwise.



SUCCESS STORIES

Subsidy for Older Adults Helps Diana Stay in Her Home

Diana (age 74) had been residing in her apartment in Whittier for several years, splitting the rent with a roommate. Her roommate's son, when released from prison, came to the apartment and caused such a disturbance that he and his mom were asked to leave – leaving Diana responsible for the rent in its entirety. With her limited Supplemental Security Income, she could not afford the rent anymore.

Diana was accepted into the Homeless Prevention program, and after six months was referred to the Shallow Subsidy program, where she now receives up to \$300 per month for up to five years. This has helped greatly towards her monthly rent of \$825. This program, which serves older adults, now allows Diana to be able to stay in her home and in the community she loves.

Strategy A1: Homeless Prevention Program for Families and Individuals

“I am delighted to remain here in my home with this assistance and my message is – never give up!” Diana

SUCCESS STORIES

Service Providers Aided by Prevention Efforts

More than two years ago, George and Susan (both in their 50s) were both laid off from their jobs as a professional substance abuse provider and mental health provider (respectively). Due to lack of income, they lost their home and began sleeping in their car.

LA Family Housing got them rehoused by providing a security deposit and temporary rental assistance, as well as case management to help them stabilize and increase their income through employment. In addition, LAFH assisted Susan by paying for educational courses that would enable her to recertify as a professional substance abuse counselor, and connected her to counseling services to address her own issues around housing insecurity.

Despite their efforts, it was hard for the couple to make ends meet. In August, they were referred to the Salvation Army Shallow Subsidy program and are currently enrolled to receive \$500 in rental assistance each month for up to five years – which will enable them to remain stably housed. Through a stroke of luck, the landlord agreed to lease out the other bedroom to Susan's son and his girlfriend, so the family now lives together, safely, under the same roof.

Strategy A5: Homeless Prevention Program for Families Individuals

“LA Family Housing helped us begin restoring our dignity and self-respect; both of which were seriously eroded/diminished while homeless. We now have a sense of safety, stability and security. Coming home to the same place every night feels like a healthy part of our community.” - George



SUCCESS STORIES

Employment Gives Family A New Start Amidst Medical Emergency

Celeste (age 31), a married mother of two children, became homeless in October 2018 after her husband Jim was diagnosed with Congestive Heart Disease. The sole breadwinner for the family, Jim was no longer able to work due to illness, which led to the loss of their apartment and vehicle. Jim is currently hospitalized and on the transplant list waiting for a new heart.

During this difficult transition, Celeste enrolled in CalFresh, CalWORKs, and Greater Avenues for Independence. Through these programs, she was able to provide food, clothing and childcare for her family. She also enrolled in the Transitional Subsidized Employment (E-TSE) program, where she was placed at the UAW/LETG South Los Angeles Work Source Center and given 40 hours of work per week. A former stay-at-home mom, Celeste gained new skills and assumed increased responsibilities – which led to her permanent hire as a Youth Case Manager, helping youth with job placement and career advice. The family is back living with Celeste's mom and saving money to return to a place of their own.

Strategy C1: Enhance the CalWORKs Subsidized Employment Program for Homeless Families

"The E-TSE Program offered me not a way out, but rather an opportunity to regain control of my life to help my family. Without their assistance, there is no telling where we would be now."



SUCCESS STORIES



"I'm very grateful for the E-TSE program, which helped me get back on my feet and become successful. Thank you to all who helped me, especially my GAIN worker, Ms. Evelyn Sandoval!"

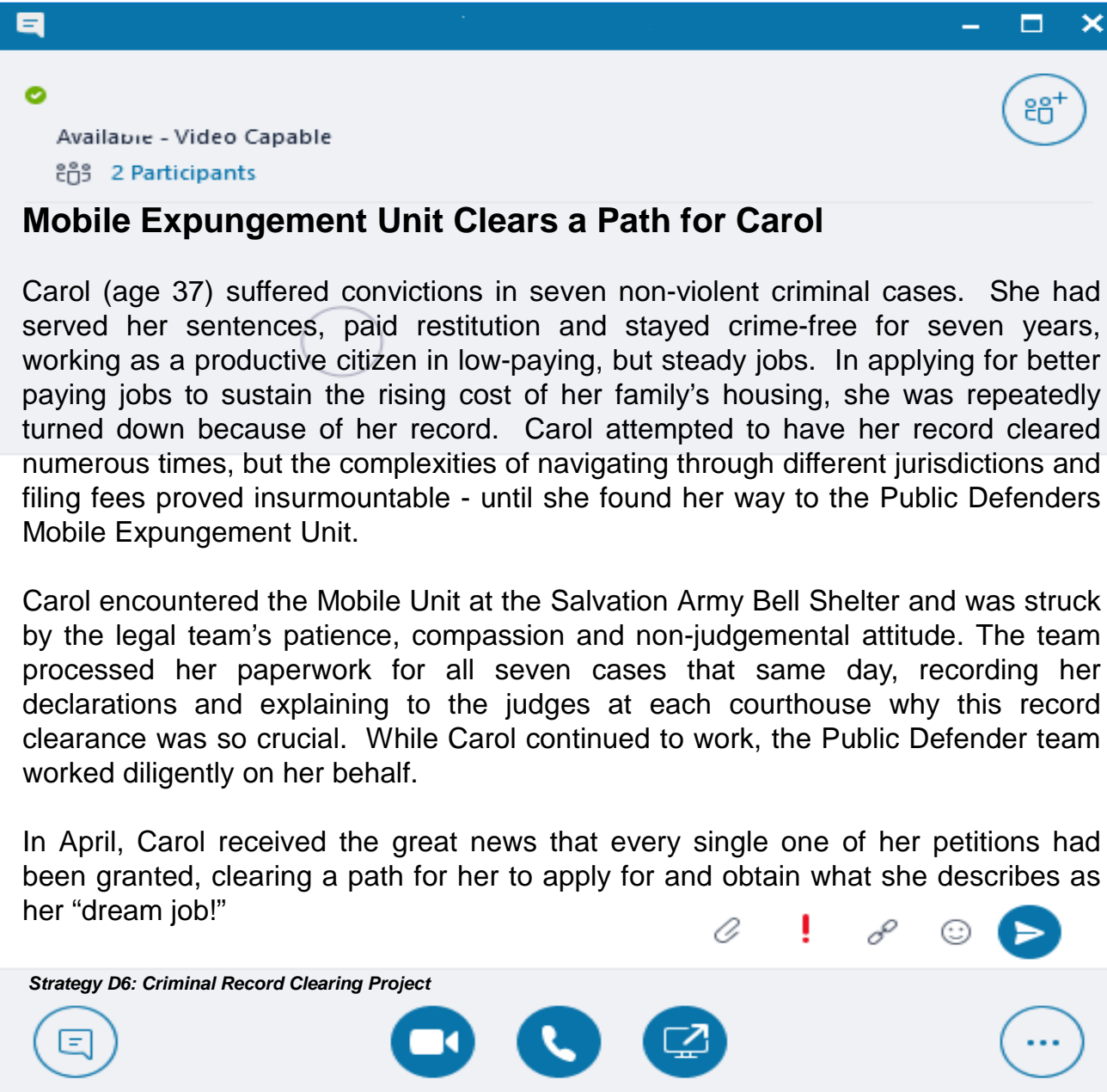
Single Mother Gains Employment and a New Life

Marcella and her 3-year-old daughter were living with her mother in Las Vegas. When her mom passed away in 2016, the single mother and her baby girl became homeless. Circumstances forced her to move to Los Angeles. For a few years, they stayed with friends, but ultimately were asked to leave.

Through the Transitional Subsidized Employment (E-TSE) program, Marcella was placed at Goodwill Industries and assigned to the Janitorial Department, where she received specialized training on janitorial equipment and ultimately earned a Janitorial Certificate of Completion. She also successfully found an apartment and moved in this past July, and with the assistance of SSG-HOPICS, her move-in costs were covered. She received a full-time job offer from the Goodwill Maintenance Department and was later recruited by Metro – fulfilling her goals of working in the custodial field.

Strategy C1: Enhance the CalWORKs Subsidized Employment Program for Homeless Families

SUCCESS STORIES



The screenshot shows a mobile application window with a blue header bar. Below the header, there's a status bar with a green checkmark, the text "Available - Video Capable", and a circular icon with a plus sign. Below this, it says "2 Participants". The main content area has a title "Mobile Expungement Unit Clears a Path for Carol" and two paragraphs of text. The first paragraph describes Carol's situation and her struggles with clearing her record. The second paragraph describes how she encountered the Mobile Unit at the Salvation Army Bell Shelter and how they helped her. The third paragraph mentions that in April, Carol received great news that every single one of her petitions had been granted. At the bottom of the screen, there's a navigation bar with icons for chat, video call, phone call, and a menu. Below the navigation bar, it says "Strategy D6: Criminal Record Clearing Project".

Available - Video Capable
2 Participants

Mobile Expungement Unit Clears a Path for Carol

Carol (age 37) suffered convictions in seven non-violent criminal cases. She had served her sentences, paid restitution and stayed crime-free for seven years, working as a productive citizen in low-paying, but steady jobs. In applying for better paying jobs to sustain the rising cost of her family's housing, she was repeatedly turned down because of her record. Carol attempted to have her record cleared numerous times, but the complexities of navigating through different jurisdictions and filing fees proved insurmountable - until she found her way to the Public Defenders Mobile Expungement Unit.

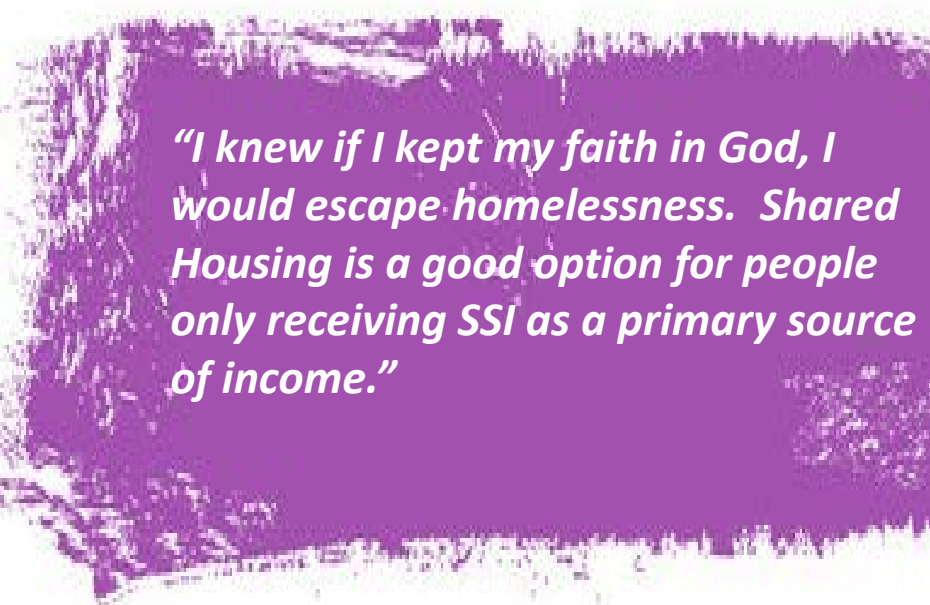
Carol encountered the Mobile Unit at the Salvation Army Bell Shelter and was struck by the legal team's patience, compassion and non-judgemental attitude. The team processed her paperwork for all seven cases that same day, recording her declarations and explaining to the judges at each courthouse why this record clearance was so crucial. While Carol continued to work, the Public Defender team worked diligently on her behalf.

In April, Carol received the great news that every single one of her petitions had been granted, clearing a path for her to apply for and obtain what she describes as her "dream job!"

Strategy D6: Criminal Record Clearing Project

"Thank you so much, your team changed my life!"

SUCCESS STORIES



"I knew if I kept my faith in God, I would escape homelessness. Shared Housing is a good option for people only receiving SSI as a primary source of income."

Shared Housing Presents a Solution to Rising Rents

Mike (age 65) relies on Supplemental Security Income (SSI) and has a history of chronic health issues. He worked until the point he received social security and his health issues rendered him unable to stay employed. His limited income made it difficult to locate an affordable apartment.

Mike was found living in a tent in MacArthur Park when the Housing Navigator engaged him on a Homeless Connect Day. His case manager began the process of identifying temporary housing options (which he declined) and permanent options. They identified Shared Housing as a viable possibility and ultimately Mike became open to the idea as a solution to the high cost of housing.

In October, Mike viewed a unit and immediately fell in love with it. He signed the rental agreement and was given the keys on the same day. Mike is so appreciative that in one day he went from sleeping in a tent to a bed of his own and foresees getting along well with his new roommate while he applies for low-income senior housing.

Strategy E7: Strengthen the Coordinated Entry System

SUCCESS STORIES

Family Reunification Ends Kimba's Homelessness

Sean (age 20) moved from Daytona Beach, Florida to Los Angeles, in the hopes of attending Antelope Valley College to play football and advance his education. His plan was to stay with family while attending school, but they decided to move out of state suddenly, leaving him homeless. When plans for finding alternative housing fell through, Sean was forced to sleep outside on the college campus. Struggling with depression and loneliness, Sean wanted to return to his family in Florida, but was unable to afford the travel costs.

Sean was linked to the Youth Family Reconnection program with The Salvation Army – The Way In through Valley Oasis. His case manager worked with him to find coping mechanisms and resources to help with his depression and loneliness. He also coordinated with Sean's family and secured a plane ticket for his journey home to Florida – and the family was reunited in April.

Sean is now stably housed with his mother and sister, has found full-time employment, began his studies at Bethune-Cookman University, and fulfills his love of football as a little league coach.

Strategy E14: Enhanced Services for TAY



SUCCESS STORIES

Father and Son Rebuild Their Lives After Tragic Loss

Jeffrey and David, a father and adult son, were living in their car for more than two years in the City of Covina and Irwindale. Jeffrey, while grieving over the death of his wife, lost his employment as a plumber due to an injury. David, impacted by the loss of his mother, was unable to finish high school and was presenting trauma symptoms and a learning disability that significantly impacted his quality of life.

A multidisciplinary team (MDT) from Union Station Homeless Services encountered the family while outreaching in Covina hotspots. After a period spent building trust, the team assisted the father in getting needed registration and smog work for their vehicle. They became more willing to be assessed and both father and son scored as top priority. The MDT also got the Covina Police Department to agree to not ticket them while the vehicle issues were being addressed, in exchange for continuing to work with the team.

The MDT referred the family to Union Station Holly Street Housing program and matched them with a housing voucher. They have recently signed a lease and are moving into an apartment in the City of Pasadena.

Strategy E6: Strengthening the Countywide Outreach System

“I’m so thankful you did not give up on us!”

SUCCESS STORIES

Domestic Violence Pilot Program Gives Family a Safe Haven

Jane (age 23), a single mother with two young children, had been homeless for almost four years. She was in a domestic violence situation, but depended on her partner. When she decided to flee her abuser, she was not able to find a place to live on her own. Without resources or a safety net, the family couch surfed between acquaintances around Long Beach.

Jane was referred to LAHSA's Rapid Rehousing Program and with the support of the 1736 Family Crisis Center, she was able to locate and move into a unit in the City of Lawndale. Thanks to the Crisis Center and the Domestic Violence Pilot Program, Jane and her family received financial assistance, household items, appliances and furniture to start their new life. The family is happy and safe, and Jane is actively seeking employment.

Strategy B3: Rapid Rehousing Program

"We are so thankful for all of the support and everything you've done - you are doing a great job!"

PUBLIC ACCOUNTABILITY

PERFORMANCE DATA

The following exhibits provide cumulative **performance data** through the first quarter of **Fiscal Year 2019-20**:

- ❑ **EXHIBIT III** – Outcomes for select HI strategy metrics, which demonstrate the significant progress most strategies have made since the last quarterly report (includes FY 2017-18 data).
- ❑ **EXHIBIT IV** – Data for Five Key Strategies by Service Planning Area (SPA).
- ❑ **EXHIBIT V** – Demographic information for individuals enrolled in, or served by, those same five key strategies, including graphs that provide a visual representation of the demographic data.

Additionally:

- ❑ **Dashboards** to track Measure H progress can be accessed using the following link: <http://homeless.lacounty.gov/impact-dashboard/>
- ❑ A **data visualization** page highlighting key measures can be found at <https://data.lacounty.gov/stories/s/7xtx-jbvi>



PUBLIC ACCOUNTABILITY



STATE LEGISLATION: AB 1482 & SB 329

In October 2019, Governor Newsom signed over a dozen bills that meaningfully address our housing and homelessness crisis. The following two new laws will have a particularly profound impact.

- **AB 1482 (Chiu), The Tenant Protection Act of 2019** – Limits rent-gouging across California by placing an upper limit on annual rent increases of 5 percent plus inflation. This cap applies retroactively to all rent increases occurring on or after March 15, 2019. Also, to prevent landlords from engaging in rent-gouging by evicting tenants, this bill requires that a landlord have and state a “just cause” in order to evict tenants who have occupied the premises for at least one year.

Both the rent cap and the just cause provisions are subject to exemptions including, among others: housing built in the past 15 years, and single family residences unless owned by a real estate trust or a corporation. This bill sunsets after ten years and does not preempt any local rent control or just cause ordinances.

- **SB 329 (Mitchell)** — Co-sponsored by LA County, this bill prohibits landlords from discriminating against the thousands of tenants who rely upon a housing subsidy paid directly to landlords to help them pay the rent. This law will go into effect January 1, 2020 and covers all types of housing assistance such as: federally-funded Housing Choice Vouchers (popularly referred to as “Section 8”), Veterans Assistance Supportive Housing Vouchers, Housing Opportunities for People with AIDS Vouchers, but also the different types of rental subsidies funded with local and state dollars such as Measure H, as well as one-time funding from California’s Homeless Emergency Aid Program and Homeless Housing, Assistance and Prevention Program.

Efforts are underway among many state and local agencies to plan, coordinate and monitor public education and enforcement of these far-reaching tenant protections.

PUBLIC ACCOUNTABILITY

MEASURE H FUNDING PROCESS

On August 13, 2019, the Board of Supervisors directed the County's Homeless Initiative (HI) to **launch a process** to develop final recommendations for FY 2020-21, and tentative recommendations for FY 2021-22 and FY 2022-23.

As part of this Funding Process, the HI convened **eight Policy Summits** from September through November, to gather input from key partners, including system leaders, service providers, researchers, Cities, people with lived experience, faith organizations, philanthropic organizations, and others. These sessions were framed by interim findings from **strategy-specific HI evaluations**, performance outcome data, and other data and research.



These three-hour policy summits were open to the public for observation and comment. The eight summits were held in large conference rooms at the United Way of Greater Los Angeles to maximum capacity for members of the public and with approximately 40 invited discussion participants per summit. Many additional members of the public also listened in on each summit discussion through a live audio feature. The public was invited in advance to view all summit agendas, data, and presentation materials which still remain available on the HI website.

PUBLIC ACCOUNTABILITY

MEASURE H FUNDING PROCESS



Community input sessions took place in each of the eight Service Planning Areas across the County.

The process will also include a series of meetings with the Measure H lead agencies to discuss relevant data, policy summit discussion outcomes, community input, and other available information, ultimately generating draft Measure H funding recommendations. Additionally:

- Draft Measure H funding recommendations will be publicly released in early March 2020.
- The HI will host a webinar to present the draft recommendations and will then open a public comment period where comments can be submitted via the HI website.
- Attendees at the Annual HI Conference in March will have an opportunity to provide feedback on the draft recommendations.
- A public meeting will be convened in March 2020 to provide another opportunity for public comment.
- The HI will present the draft recommendations to the Homeless Policy Deputies in April 2020 and then the recommendations will be considered by the Board of Supervisors in May 2020.

PUBLIC ACCOUNTABILITY

MEASURE H CONTRACT DIRECTORY

The FY 2019-20 Measure H-funded contract directory includes all Measure H-funded contracts, categorized by Homeless Initiative Strategy and by Service Planning Area, where applicable.

The directory can be found online at

<https://homeless.lacounty.gov/wp-content/uploads/2019/10/Q1-FY19-20-Measure-H-Contractor-Directory.pdf>

OTHER KEY ACTIVITIES

Ad Hoc Committee on Black People Experiencing Homelessness

On October 16, 2019, the CEO, in partnership with the Los Angeles Homeless Services Authority (LAHSA), hosted a County Department kick-off meeting to explore the recommendations of the Ad Hoc Committee on Black People Experiencing Homelessness (Committee). The Committee's focus was to:

1. Examine the factors contributing to the overrepresentation of Black people among the population experiencing homelessness in Los Angeles County (35 percent of the homeless population compared to 9 percent of the overall population);
2. Identify opportunities to increase racial equity within the homeless and mainstream service delivery systems; and
3. Develop recommendations to more effectively meet the needs of Black people at risk of or experiencing homelessness.

The December 2018 Report issued by the Committee included 67 recommendations, informed by quantitative data analysis and feedback from experts and community members. Of the 67 recommendations, 62 have connections to County systems. As such, the County Department Kick-off Meeting provided an opportunity for preliminary discussion around the Report and recommendations. Additionally, County departments were able to collaborate and explore the feasibility of moving forward the recommendations of the Committee - to address the institutional barriers across agencies and systems identified by the Report to ensure that Los Angeles County is a place where all can succeed and thrive.

County Departments participating in the Countywide Kick-off included the Departments of Public Social Services, Mental Health, Health Services, Public Health, Children and Family Services, Probation, Workforce Development, Aging and Community Services, Consumer and Business Affairs, Public Defender, Regional Planning and the Los Angeles Community Development Authority. The CEO will continue to engage with the above - referenced County Departments and further engage the Los Angeles Sheriff's Department, Department of Human Resources, District Attorney, Internal Services Department and County Counsel to participate in future convenings.

OTHER KEY ACTIVITIES



Homelessness Prevention Action Plan

On May 21, 2019, the Board Directed the Chief Executive Officer (CEO) to collaborate with the Departments of Public Social Services; Children and Family Services; Health Services; Mental Health; Public Health; Workforce Development, Aging, and Community Services; Consumer and Business Affairs; Probation Department; Sheriff; the Office of Diversion and Re-entry; Los Angeles Homeless Services Authority; legal services; research organizations; and other experts to assess how to strengthen homelessness prevention efforts within mainstream County Departments.

The CEO-HI provided an interim report on August 22, 2019, which included the following:

- An inventory of the homelessness prevention programs already in place at mainstream County Departments;
- An assessment of which departments gather a “homeless indicator” in their data systems;
- An evaluation and assessment of recommendations developed by various taskforces/workgroups, such as the Ad Hoc Committee on Black People Experiencing Homelessness, Employment and Homelessness, Homeless Older Adults, Women Experiencing Homelessness, Transition Aged Youth, and Homeless Families, and determinations regarding which recommendations should be considered for inclusion in the Action Plan;
- Description of the work being done by the California Policy Lab and the University of Chicago Urban Labs (CPL/UL) on predicting homelessness and the implications of that work for the Action Plan, including any recommendations on how to direct county department resources to those at highest risk of homelessness; and
- An update on the consultant procurement process and assistance.

The workgroup has been meeting regularly to evaluate the homelessness prevention programs already in place and to assess if any new policies and programs need to be put in place.

- The Action Plan will be submitted to the Board of Supervisors in December 2019.

OTHER KEY ACTIVITIES

CITIES AND COUNCILS OF GOVERNMENT UPDATE

\$8.2 million in Measure H Funds has been allocated to bolster cities' efforts to implement their Homelessness Plans. In September 2018, the United Way of Greater Los Angeles' Home For Good Funders Collaborative issued a Request for Proposals for city-specific projects in two areas:

- Priority Area 1 (Increase the supply of supportive and interim housing) and
- Priority Area 2 (Enhance the effectiveness of the homeless delivery system).

Background

- 37 applications were received (consisting of 31 cities), representing all five Supervisorial Districts.
- Cities whose applications were not fully approved, were invited to re-submit.
- All applications have now been received and approved for funding.
- Contracts are being executed on a rolling basis starting August 2019.
- Contracts are due to expire on February 28, 2021.



For more information on our partnership with cities, please go to:
<http://homeless.lacounty.gov/cities/>

City Data

LAHSA released the FY 2018-19 service and outcome data by city, which is available at the following link: <https://www.lahsa.org/documents?id=3611-homelessness-statistics-by-city.pdf>

OTHER KEY ACTIVITIES

CITIES AND COUNCILS OF GOVERNMENT UPDATE

New Innovation Funding

On September 10, 2019, the Board directed the CEO to report to the Board in 45 days with a framework to provide \$6.0 million in available Measure H carryover funds from FY 2018-19 to Councils of Governments (COG) to support activities that (a) align with the Board-approved, Homeless Initiative Action Plan to Prevent and Combat Homelessness and (b) are consistent with Priority Areas 1 and 2 outlined in the recent RFP to support implementation of the city homelessness plans.

The CEO-HI submitted a report on October 25, 2019 with a proposed framework which the Board adopted on November 12, 2019. Funding for each COG will be proportionate to the 2019 Homeless Count. Each COG will conduct its own process to determine how to utilize this funding, provided that the funding shall be used only for activities which fall within Priority Area 1 or 2. The CEO will work closely with the COGs to expedite the contracting process, so that funds can be allocated as quickly as possible.



OTHER KEY ACTIVITIES

Expanding Eviction Defense Services in Los Angeles County

Economic hardship is one of the main factors causing people to fall into homelessness. Legal representation for low income tenants threatened with eviction is a critical component in the effort to prevent homelessness.

- On May 21, 2019, the Board Directed the Chief Executive Officer (CEO) and the Director of the Department of Consumer and Business Affairs (DCBA) to study and report back on a program to provide legal representation for low-income tenants who are facing eviction.
 - The report was provided on August 26, 2019, which contained a framework and design for the program.
- On September 10, 2019, the Board directed DCBA, in partnership with the County Homeless Initiative (CEO-HI), County Counsel, the Public Defender, the Alternate Public Defender, the Los Angeles Superior Court, and other relevant departments and agencies, to establish the first phase of an eviction defense and prevention program. For eligible tenants in select zip codes, this will include legal representation, eviction help centers in courthouses, and short-term rental assistance.
 - Measure H will provide \$2,000,000 in Fiscal Year (FY) 2019-20 for start-up and operations of Phase I of the program.
 - The next report to the Board will be provided in December 2019, which will provide a description of initial program implementation.



OTHER KEY ACTIVITIES

JOB FAIR

The Fifth Homeless Services Professionals Job Fair took place on September 12, 2019 at West LA College. The Job Fair was a partnership between the Homeless Initiative, the Office of Mayor Eric Garcetti, LAHSA, Workforce Development and Community Services, the City of LA Economic & Workforce Development Department, and West LA College.

- Number of employers that participated: 44
- Number of registered job seekers: 1,100+

Types of Positions:

- Direct Service/Entry Level: case managers, outreach workers, housing navigators, employment specialists, administration, finance, and more;
- Management/Supervisory Level: supervisors, coordinators, program managers and directors, and other similar positions; and
- Professional Level and Executive Level: with advanced degrees such as MSW, MPP, MPH, LCSW, and certifications; senior management.



If you are interested in a paycheck with purpose, please visit: www.jobscombattinghomelessness.org

EXHIBITS

EXHIBIT I:

**APPROVED COUNTY STRATEGIES TO COMBAT
HOMELESSNESS: IMPLEMENTATION STATUS AT-A-GLANCE**

EXHIBIT II:

STATUS OF STRATEGIES TO COMBAT HOMELESSNESS

EXHIBIT III:

HOMELESS INITIATIVE PERFORMANCE DATA BY STRATEGY

EXHIBIT IV:

**SELECT HOMELESS INITIATIVE STRATEGY (B3, B7, D7, E6, E8)
PERFORMANCE DATA BY SERVICE PLANNING AREA (SPA)**

EXHIBIT V:

**DEMOGRAPHIC ENROLLMENT/SERVICE DATA FOR SELECT
HOMELESS INITIATIVE STRATEGIES**

EXHIBIT VI:

BOARD MOTION RESPONSE SUMMARIES



Approved County Strategies to Combat Homelessness

Implementation Status At-A-Glance

November 2019

LEGEND

Fully Implemented

Partially Implemented

E. Create a Coordinated System

E1 – Advocate with Relevant Federal and State Agencies to Streamline Applicable Administrative Processes for SSI and Veterans Benefits	E5 – Decriminalization Policy	E13 – Coordination of Funding for Supportive Housing
E2 – Drug Medi-Cal Organized Delivery System for Substance Use Disorder Treatment Services	E6 – Countywide Outreach System (H)	E14 – Enhanced Services for Transition Age Youth (H)
E3 – Creating Partnerships for Effective Access and Utilization of ACA Services by Persons Experiencing Homelessness	E7 – Strengthen the Coordinated Entry System (H)	E15 – Homeless Voter Registration and Access to Vital Records
E4 – First Responders Training	E8 – Enhance the Emergency Shelter System (H)	E16 – Affordable Care Act Opportunities
	E9 – Discharge Data Tracking System	E17 – Regional Homelessness Advisory Council and Implementation Coordination
	E10 – Regional Coordination of LA County Housing Authorities	
	E11 – County Specialist Support Team	
	E12 – Enhanced Data Sharing and Tracking	

B. Subsidize Housing

- B1 – Provide Subsidized Housing to Homeless, Disabled Individuals Pursuing SSI (H)
- B2 – Expand Interim Assistance Reimbursement to additional County Departments and LAHSA
- B3 – Partner with Cities to Expand Rapid Re-Housing (H)
- B4 – Facilitate Utilization of Federal Housing Subsidies (H)
- B5 – Expand General Relief Housing Subsidies
- B6 – Family Reunification Housing Subsidy (H)
- B7 – Interim/Bridge Housing for those Exiting Institutions (H)
- B8 – Housing Choice Vouchers for Permanent Supportive Housing

(H) – Strategies eligible to receive Measure H Funding

A. Prevent Homelessness

- A1 – Homeless Prevention Program for Families (H)
- A2 – Discharge Planning Guidelines
- A3 – Housing Authority Family Reunification Program
- A4 – Preventing Discharges into Homelessness from Foster Care and Probation
- A5 – Homeless Prevention Program for Individuals (H)

D. Provide Case Management and Services

- D1 – Model Employment Retention Support Program
- D2 – Expand Jail In-Reach (H)
- D3 – Supportive Services Standards for Subsidized Housing
- D4 – Regional Integrated Re-entry Networks – Homeless Focus (H)
- D5 – Support for Homeless Case Managers
- D6 – Criminal Record Clearing Project (H)
- D7 – Provide Services and Rental Subsidies for Permanent Supportive Housing (H)

C. Increase Income

- C1 – Enhance the CalWORKs Subsidized Employment Program for Homeless Families
- C2/C7 – Increase Employment for Homeless Adults by Supporting Social Enterprise (H) and Subsidized Employment for Adults (H)
- C3 – Expand Targeted Recruitment and Hiring Process to Homeless/ Recently Homeless People to Increase Access to County Jobs
- C4 – Establish a Countywide SSI Advocacy Program for People Experiencing Homelessness or At Risk of Homelessness (H)
- C5 – Establish a Countywide Veterans Benefits Advocacy Program for Veterans Experiencing Homelessness or At Risk of Homelessness (H)
- C6 – Targeted SSI Advocacy for Inmates (H)

F. Increase Affordable/Homeless Housing

F1 – Promote Regional SB 2 Compliance and Implementation	F4 – Development of Second Dwelling Units Pilot Program	F7 – Preserve Current Affordable Housing and Promote the Development of Affordable Housing for Homeless Families and Individuals (H)
F2 – Linkage Fee Nexus Study	F5 – Incentive Zoning/Value Capture Strategies	
F3 – Support for Inclusionary Zoning for Affordable Housing Rental Units	F6 – Using Public Land for Homeless Housing	

Homeless Initiative Quarterly Report No. 15 – As of October 11, 2019

Status of Strategies to Combat Homelessness

(H) after Strategy Name indicates strategy is eligible to Measure H funding.

Acronyms are spelled out in full at first mention; see appended chart for full list of acronyms.

Strategy <u>Implementation Date</u> <u>(Actual or Target)</u>	Status	Next Steps
PREVENT HOMELESSNESS		
A1: Homeless Prevention Program for Families (H) <u>Actual Implementation Dates:</u> Phase 1: May 2016 Phase 2: November 2016 Legal services for families at risk of homelessness: March 2018	<ul style="list-style-type: none"> LAHSA hosted Family Coordinated Entry System (CES) Refinement Workshops with all eight Service Planning Areas (SPAs) across LA County. The goal of the Family CES Refinement Workshops is to gain first-hand insights from partner agency staff that will help refine and improve the Family CES. The full-day workshop featured exercises and activities giving participants the opportunity to deeply explore the intricacies of the current system and identify strategies to improve system efficacy and efficiency. Program Manager for Problem Solving along with Interim Prevention Coordinator met with the West Side Council of Governments Ad Hoc Committee on Homelessness to share about Problem-Solving and Prevention programs and implementation. 	LAHSA is in the process of hiring for several positions in the areas of Prevention and Problem-Solving Intervention to provide support to these programs. Positions include: Prevention Coordinator and Problem-Solving Intervention Specialists.
A2: Discharge Planning Guidelines <u>Actual Implementation Date:</u> June 2017	The Discharge Planning Guidelines, released in June 2017, continue to be available for use by institutions across the County.	Distribute Guidelines as requested.

<p>A3: Housing Authority Family Reunification Program</p> <p><u>Actual Implementation Date:</u> March 2016</p>	<ul style="list-style-type: none"> • LASD continues to make referrals from in-custody population prior to release. • Probation continues screening for homeless individuals who fit the criteria for participation. • LASD made four program referrals this quarter. • Probation screened 933 clients for program eligibility during this reporting period. 	<p>Lead agencies will continue to extend outreach efforts to identify supervised persons who can qualify for and benefit from the program.</p>
<p>A4: Discharges from Foster Care and Juvenile Probation</p> <p><u>Actual Implementation Date:</u> Phase 1: January 2018</p> <p>Phase 2: August 2018</p>	<p><u>DCFS</u></p> <ul style="list-style-type: none"> • On August 8, 2019, approximately 170 Foster Care Exit questionnaires were mailed to former foster youth who left care in April, May, and June 2019. Of those, 26 surveys were returned. The most significant findings were as follows: twenty-four youth reported that they were living in a stable housing arrangement since exiting foster care, and all of those who responded stated that, were able to locate housing upon leaving foster care. Additionally, the majority, or 23, stated that they had been in contact with DCFS staff since exiting care. Twenty-two indicated that they already have housing or will be living with a friend or relative in the next six months, while only one reported that they didn't know where they will be staying. Lastly, seven reported that they were in search of employment opportunities since leaving foster care. • As of July 2019, the "Special Projects" tracking field in CWS/CMS has been widely utilized by the DCFS Regional staff. This Special Projects feature was implemented during the last reporting period to enhance the utilization and tracking efforts of the 6-Month Transition Plan by the CSW Regional staff and appears to be instrumental in assisting with the reporting. • For July 2019, there were 71 youth, age 20 ½ who should have had a 6-month transition plan completed in preparation for exit at age 21. DCFS did a sampling of 30 cases. The sampling reflected that 73 percent had discharge plans completed. • For August 2019, there were 54 youth, age 20 ½ who should have had a 6-month transition plan completed in preparation for exit at 21. DCFS did a sampling of 30 cases. The sampling reflected that 77 percent had discharge plans completed. • For September 2019, there were 58 youth, age 20 ½ who should have had a 6-month transition plan completed in preparation for exit at age 21. DCFS did a sampling of 30 cases. The sampling reflected that 97 percent had discharge plans completed. 	<p><u>DCFS</u></p> <ul style="list-style-type: none"> • As a corrective action, DCFS will continue to monitor the utilization of the amended 6-Month transition plan and provide quality assurance oversight by working collaboratively with the DCFS regional office staff. • DCFS will continue to stress the importance of outreach to DCFS Regional offices to ensure effectiveness in support of a youth's transition from care to self-sufficiency and assisting in preventing housing instability through aftercare. <p><u>PROBATION</u></p> <p>Probation will continue to provide training, support, and quality assurance - and will provide further policy guidance for all Probation Placement-Child Welfare Operations.</p>

	<p><u>Probation</u></p> <ul style="list-style-type: none"> • Probation implemented a Quality Assurance (QA) Review of efforts to assist youth who are exiting/discharging from Placement. Juvenile probationers transitioning out of Residential Based Services (RBS) almost exclusively reunify with their families. However, non-minor dependents (NMD) exiting Extended Foster Care (EFC) at 21 years of age may be at greater risk of homelessness at exit/discharge. Nonetheless, the QA review of NMDs exiting EFC during the first quarter of FY 2019-20 found that 100 percent of the six randomly selected cases (two per month) had stable housing at discharge. The total number of NMDs exiting over the first quarter of the FY was 31. • In August 2019, Probation assigned a new Director to manage the Placement Services Bureau's TAY programs, which include the Youth Development Services (YDS)/Independent Living Program (ILP) and the Transition Jurisdiction Services (TJS) Program, also known as AB12. The Director has extensive experience serving this population and will be able to provide stronger managerial review and oversight. • Probation has added a Program Analyst position. This individual, whose position is newly created, will be tasked with conducting the comprehensive review of all data associated with this initiative. 	
<p>A5: Homeless Prevention Program for Individuals (H)</p> <p><u>Actual Implementation Dates:</u> Homeless prevention services: February 2018</p> <p>Legal services for people at risk of homelessness: March 2018</p>	<ul style="list-style-type: none"> • Prevention/Problem Solving – <ul style="list-style-type: none"> ○ LAHSA presented at the Los Angeles Regional Re-Entry Partnership Committee (LARRP) to discuss how to better connect persons who have been through, or are a part of, the re-entry system who may need homeless prevention services. ○ LAHSA also met with the Westside Council of Governments Ad Hoc Committee on Homelessness to share information on Problem-Solving and Prevention programs and implementation. • Shallow Subsidy - LAHSA continues to provide support to The Salvation Army and prevention providers by discussing eligibility for the program including: meeting criteria based on age (62+), participants' ability to maintain the rent, and participants' ability to decline intensive or long-term case management services. <ul style="list-style-type: none"> ○ There is an ongoing discussion regarding how to increase referrals for the shallow subsidy program. ○ LAHSA also presented at the Greater West LA Veterans Administration (GWLA-VA) about the Shallow Subsidy to help increase referrals. <p>Home Safe Pilot – Workforce Development, Aging, and Community Services (WDACS) - Adult Protective Services (APS) in collaboration with LAHSA have launched the Home Safe Program targeting Seniors 65+ and/or disabled adults who have an open case with APS and are needing prevention services. Additional funding</p>	<p>LAHSA is in the process of hiring for several positions in the areas of Prevention and Problem-Solving Intervention to provide support to these programs. Positions include: Prevention Coordinator, and Problem-Solving Intervention Specialists.</p>

	has been awarded to all Single Adult prevention providers who will also administer the Home Safe Program.	
B1: Provide Subsidized Housing to Homeless Disabled Individuals Pursuing Supplement Security Income (SSI) (H) <u>Actual Implementation Dates:</u> Phase 1: June 2016 Phase 2: October 2016	<ul style="list-style-type: none"> General Relief Homeless Case Managers completed case management training conducted by Homeless Health Care of Los Angeles. The training subject areas included: Landscape of Homelessness, Effective Practices, Core Functions of Case Management, and Housing Retention. These trainings were conducted to enhance the skill set of the Homeless Case Managers. DPSS continues partnering with DHS to assist General Relief participants with housing location services through the Homeless Disability Assistance Program. DPSS continued discussions with the Los Angeles Homeless Services Authority to secure access to the Homeless Management Information System. Identified users will serve homeless participants more effectively by connecting them to the broader homeless service system. 	DPSS will continue to closely monitor approvals and disengagements for B1 Subsidies in order to maximize funding.
B2: Expand Interim Assistance Reimbursement (IAR) to additional County Departments and LAHSA <u>Implementation Dates:</u> Phase 1: Actual- January 2019 Phase 2: Target- March 2020 Phase 3: Target- July 2020	<ul style="list-style-type: none"> Continued monitoring of Phase 1 implementation, which allows for DPSS to process IAR claims on behalf of DHS. Phase 1 implementation includes Countywide Benefits Entitlement Services Teams (CBEST) clients where subsidies and services are being provided through both Measure H and Housing and Disability Advocacy Program (HDAP) funding from the California Department of Social Services. 	<ul style="list-style-type: none"> Based on Phase 1 claiming experience, CEO will assess the feasibility of automating the claiming and documentation process between departments claiming IAR and DPSS who will process IAR claims on their behalf. Phase 2 implementation will include CBEST clients funded solely through Measure H. Phase 3 may include LAHSA and/or other Departments eligible to claim IAR. DPSS will assess the need for additional resources to proceed with implementation of Phase 2 and Phase 3 based on experience of Phase 1 claiming.
B3: Partner with Cities to Expand Rapid Re-Housing (H) <u>Actual Implementation Dates:</u>	<ul style="list-style-type: none"> LAHSA is working on the roll-out of three tools to assist providers: Coordinated Entry System (CES) Operations Manual, Practice Standards, and Program Guides. LAHSA is also creating a program guide for Rapid Re-Housing (RRH) providers and their staff, which includes helpful hints and best practices in Rapid Re-Housing. 	<ul style="list-style-type: none"> The CES policy working group is working with providers to explore and gather feedback on the use of

<p>Housing and Jobs Collaborative (HJC): January 2016</p> <p>LAHSA's Family and Youth Rapid Re-housing: September 2016</p> <p>LAHSA's Single Adult Rapid Re-housing: July 2017</p>	<ul style="list-style-type: none"> • LAHSA has procured a third-party evaluator, Cloudburst, to evaluate the effectiveness and efficiency of the Shallow Subsidy program. LAHSA held a kick-off with Cloudburst to initiate the evaluation process. • LAHSA hosted a learning community/feedback session with providers to get their input regarding prioritization and matching within Rapid Re-housing. • LAHSA hosted an "Incentives Meeting" to discuss the different housing programs throughout the county that provide security deposits and rental assistance. The goal was to coordinate incentive programs, streamline the process to accessing incentives, and avoid duplication of service. 	<p>dynamic prioritization and matching processes within Strategy B3.</p> <ul style="list-style-type: none"> • LAHSA's U.S. Housing and Urban Development (HUD) Technical Assistance (TA) consultants are reaching out to providers for feedback regarding the Shallow Subsidy program. • LAHSA is working with HUD TA Consultants on rapid re-housing program guides. • LAHSA RRH coordinator continues to write guidance to assist programs in their work.
<p>B4: Facilitate Utilization of Federal Housing Subsidies (H)</p> <p><u>Actual Implementation Date:</u> May 2016</p>	<ul style="list-style-type: none"> • Los Angeles County Development Authority (LACDA): Attended 18 meetings and community events such as Homeless Connect Days, Landlord Breakfast meetings, Apartment Association, California Southern Cities (AACSC) Trade Show and others. Attendance at these events allowed for successful marketing and education on LACDA's Homeless Incentive Program (HIP). • Housing Authority of the City of Los Angeles (HACLA): HACLA's HIP participated in a landlord workshop informational session at the Watts Labor Community Action Committee (WLCAC) Landlord Breakfast. The HIP team met with Sola Rentals to strategize about ways to rapidly enroll vacant units in HIP and expedite the lease up/move in process. The team also participated in the AACSC Multi-Family Housing trade show at the Long Beach Convention Center. The event targeted property owners and management companies. • Burbank Public Housing Authority: The City of Burbank contracted with a homeless service provider (Ascencia) for Permanent Supportive Housing (PSH) case management and to assist PSH voucher holders with landlord incentives and furniture requests. Burbank also renewed a contract with a homeless service provider (Family Promise of the Verdugos) for housing navigation and added Housing Quality Inspections to the contract for PSH clients and Section 8 voucher holders who are homeless. A portion of the contract is funded with Measure H HIP Administrative Funds. • Norwalk Housing Authority: The Housing Authority Commission confirmed seven more homeless vouchers for calendar year 2020. Norwalk also hosted a property management workshop and presented information about HIP. 	<ul style="list-style-type: none"> • LACDA: LACDA will continue to reach out and schedule additional HouseLA events along with other local public housing authorities receiving Measure H funding. LACDA is currently scheduled to participate in 16 events in the next quarter. LACDA plans to continue expanding its marketing and outreach efforts to recruit new property owners/managers to participate in its incentive program. Other marketing options continue to be explored to further inform potential property owners/managers about LACDA's incentive programs. • HACLA: HACLA plans to assist 300 individuals/families with move-in costs to reach its goal of assisting 1200 individuals/families for FY 2019-20. HACLA aims to increase landlord participation in HIP.

	<ul style="list-style-type: none"> • Glendale Housing Authority: With HIP assistance, two clients were housed in the City of Los Angeles in September of 2019 and another client in the City of Glendale in August of 2019. Several clients are pending to receive furniture assistance. • Redondo Beach Housing Authority: The Redondo Beach Housing Authority has been focused on assisting homeless veterans with the goal to utilize 20 HUD VASH vouchers Redondo Beach was allocated. Last quarter the Housing Authority was able to house three homeless veterans. All three received HIP assistance to pay for their application fees and security deposit. The Housing Authority hopes to house at least another three by the end of the next quarter. 	<ul style="list-style-type: none"> • Burbank: The City expects to see an increase in furniture requests from PSH clients. The City of Burbank has refined its furniture policy based on experience to date. The City expects to reach an agreement with a mental health service provider to begin offering clinical social work care. The Burbank Housing Authority will continue to monitor opportunities for rental assistance programs for homeless adults, families, and disabled. • Norwalk: The Housing Authority is in the process of renewing its MOU with Kingdom Causes Bellflower to coordinate referrals and provide housing navigation services in calendar year 2020. • Glendale: Clients are receiving ongoing case management services from Ascencia and Family Promise. Glendale PHA has added new landlord support for possible available units within their housing complexes. There is a continuous search for housing location for two pending voucher holders. • Redondo Beach: Redondo PHA is staffing up and will start reaching out to owners and property management companies in the area.
--	--	---

<p>B5: Expand General Relief Housing Subsidies</p> <p><u>Actual Implementation Date:</u> December 2017</p>	<ul style="list-style-type: none"> • DPSS proposal to redesign the GR Housing Subsidy Case Management Program is currently under County Counsel review. 	<ul style="list-style-type: none"> • Finalize and receive DPSS executive approval of new program design. • Train DPSS staff on the new program design.
<p>B6: Family Reunification Housing Subsidy (H)</p> <p><u>Actual Implementation Date:</u> January 2017</p>	<ul style="list-style-type: none"> • DCFS identified program staff to continue to utilize HMIS to serve homeless families more effectively and to better connect families to homeless services. • DCFS/LACDA continue monthly Strategy B6 and Bringing Families Home (BFH) collaborative meetings that include all contracted housing agency managers, 211, LAHSA, DPSS, and Court Liaison. • Continued ongoing meetings with Corporation for Supportive Housing (CSH), LAHSA, Office of Child Protection, and Southern California Grant Makers as part of One Roof Leadership Institute, to streamline support for all homeless DCFS youth and families. • DCFS continues to participate on committee, inclusive of staff from LAHSA, DPSS, Union Rescue Mission (URM), and the Department of Public Health (DPH), to streamline and expedite housing services for families exiting URM. This committee meets monthly on an ongoing basis. • DCFS continues to participate in ongoing monthly conference calls, hosted by the California Department of Social Services (CDSS) for the BFH program. • DCFS continues collaboration with LAHSA, DHS, and LACDA/HACLA, on the Family Unification Program (FUP) to provide homeless DCFS families and Transition Age Youth (TAY), with LACDA/HACLA section 8 vouchers and ongoing case management services to assist families and youth with securing and maintaining permanent housing. • In September 2019, families housed through Strategy B6 began receiving up to 18 months of rental subsidy, which is six months more than had been available previously through the program. • In October 2019, DCFS entered into a collaboration with LACDA Public Housing Program to provide priority to homeless DCFS families as units become available. 	<ul style="list-style-type: none"> • DCFS will continue efforts to increase the number of families housed. • DCFS will continue to provide ongoing training to staff on Strategy B6 referral process and procedures. • DCFS will continue collaboration with LAHSA to conduct data matches of mutual clients. • DCFS will explore a collaboration with DHS to provide B6 and BFH housed families exiting the B6 and BFH programs with Intensive Case Management Services (ICMS). A partnership with ImagineLA is being explored to support families with aftercare services.

<p>B7: Interim/Bridge Housing for Those Exiting Institutions (H)</p> <p><u>Actual Implementation Date:</u> October 2016</p>	<p>Bed Availability Web Application</p> <ul style="list-style-type: none"> LAHSA CES team is looking at incorporating the App into the community of providers. LAHSA is developing a Bed Availability App training for CES Entry Point - sites equipped with Problem Solving specialists and wrap-around services for persons who may not need shelter (or if there are no beds available) and exploring the capacity for the app to include non-shelter community services. Requests for expansion of inventory to include non-LAHSA-funded and privately-funded shelter beds. <p>Centralized Referral System</p> <ul style="list-style-type: none"> Using the Interim Housing List and ongoing communications, LAHSA has defined the Crisis Housing (with Winter Shelter, when in operation) and Bridge Housing programs as direct referral programs. This allows providers and community persons to contact these programs directly for bed availability. LAHSA further defined the referral coordination for B7 Bridge Housing, Enhanced Bridge Housing, and A Bridge Home projects. Since these are matched resources, LAHSA's Countywide Interim Housing Matcher receives, vets, and directs referred persons to available beds in these programs. <p>Bridge Housing Beds</p> <ul style="list-style-type: none"> During this reporting period, DPH-SAPC added 52 Recovery Bridge Housing (RBH) beds to the system. 	<ul style="list-style-type: none"> Expand Interim Housing Access Training. Conduct a Cost Analysis Survey with the goal of determining the feasibility of 24/7 intake for Interim Housing. This survey will estimate the number of new staff and/or technology investments needed to support a system-wide transition. DPH-SAPC is in the process of reviewing allowable costs that can be incorporated into the RBH benefit to improve the recovery success rate and provide additional support for RBH participants who are homeless or unstably housed.
<p>B8: Housing Choice Vouchers for Permanent Supportive Housing</p> <p><u>Actual Implementation Date:</u> June 2016</p>	<p>The LACDA continued regular conference calls with LAHSA, Department of Mental Health (DMH), Department of Health Services (DHS), HOPICS and Department of Children and Family Services (DCFS) to share status reports on all referrals and applications received from referred clients and provide responses to any inquiries submitted by participating agencies.</p>	<p>The LACDA will continue to refer voucher holders to the Housing Advisory Unit (related to HI Strategy B4) for housing locator assistance and for available resources.</p>
<p>C1: Enhance the CalWORKs Subsidized Employment Program for Homeless Families</p> <p><u>Actual Implementation Date:</u> December 2016</p>	<p>The Greater Avenues for Independence (GAIN) Program will continue to work with South Bay Workforce Investment Board (SBWIB) to find ways to increase Enhanced Transitional Subsidized Employment (E-TSE) subsidized placements, completions, and unsubsidized employment numbers.</p>	<ul style="list-style-type: none"> GAIN Program, in collaboration with SBWIB/Community-Based Organizations/GAIN Offices, is developing a customer survey to get insight from participants on how to improve the E-TSE Program. Survey is being finalized.

		<ul style="list-style-type: none"> DPSS will continue to monitor referrals and placements in both subsidized and unsubsidized employment. DPSS continues to work closely with the contractor to increase placements.
<p>C2: Increase Employment Opportunities for Homeless Adults by Supporting Social Enterprise (H)</p> <p><u>Implementation Dates:</u> Phase 1: County adoption of Social Enterprise Preference Program: Actual – October 2016</p> <p>County adoption of Social Enterprise Sub-Contractor Preference Program: Target – December 2019</p> <p>Phase 2: Complete Feasibility Study assessing capacity of Social Enterprises to perform as Alternative Staffing Organizations (ASOs): Actual - September 2018</p> <p>Phase 3: Place DPSS Transitional Subsidized Employment (TSE) participants with ASOs: Target – December 2019</p>	<p>LA:RISE:</p> <ul style="list-style-type: none"> LA City and LA County Workforce Development Boards (WDBs) continued their collaboration on the LA:RISE program. Workforce Development, Aging and Community Services (WDACS) and REDF continued to build LA:RISE AJCC and SE staff capacity through the facilitation of monthly partner meetings focused on CalJOBS data entry, updated LA:RISE policies and procedures, and resources available for LA:RISE partners' utilization to help stabilize those experiencing homelessness. WDACS instructed agencies operating workforce development programs to use the United States Department of Housing and Urban Development (HUD) definition of homeless when assessing participants. WDACS held a system-wide training session that included representation from all AJCC, Social Enterprise, Alternative Staffing Organization (ASO), and Workforce Development Board partners to provide guidance on this Homeless Definition Policy Directive. <p>Homeless Opportunity for Meaningful Employment (HOME):</p> <ul style="list-style-type: none"> The five other Workforce Development Boards in the region continued their "HOME" program homeless employment efforts. South East Los Angeles County (SELACO) WDB established partnership and a referral process with Kingdom Causes, a faith-based organization that helps individuals experiencing homelessness. South Bay Workforce Investment Board (SBWIB) continues to meet with community and other stakeholders including Salvation Army, PATH, City Housing Authorities and local law enforcement agencies to inform them of HOME programming and services. Verdugo WDB connected with Glendale Credit Union to provide financial literacy training, Neighborhood Legal Services provided legal advocacy, and Family Promise of the Verdugos and LA Family Housing provided housing resources. Foothill WDB continues to assist HOME participants with gaining permanent employment and encouraging and facilitating participants with enrolling in post-secondary education to work towards career goals. 	<p>WDACS will commence its FY 2019-20 Technical Assistance visits to the LA:RISE and ASO program agencies to ensure programmatic compliance. Through this monitoring, WDACS is able to target training and guidance. Technical Assistance is scheduled from October 2019- March 2020.</p>

<p>C7: Subsidized Employment for Homeless Adults (H)</p> <p><u>Actual Implementation Dates:</u></p> <p>Phase 1: Expand LA:RISE model: Actual - July 2017 - June 2018</p> <p>Phase 2: Scale LA:RISE Countywide: Target for full implementation is June 2019</p>	<p>Alternative Staffing Organization (ASO) Program:</p> <ul style="list-style-type: none"> • WDACS hosted a comprehensive ASO CalJOBS training for Goodwill and First Step Staffing Inc. • Referral Forms were distributed to DPSS and LAHSA for their usage to refer participants into the ASO program. Applicant referrals have been received from the Women's Care Cottage, Youth Policy Institute (YPI), New Economics for Women, Volunteers of America, LA Family Housing, and Hope of the Valley Rescue Mission. <p>HIRE UP:</p> <ul style="list-style-type: none"> • WDACS developed the Statement of Work for HIRE UP, a multi-agency collaboration effort led by WDACS that will assist individuals who are homeless and those that are at-risk of being homeless, into a 'High Road' career pathway within high-growth sectors such as Construction, Hospitality, and Civil Service. • WDACS hosted a HIRE UP Kick-Off meeting with over 50 potential outreach and referral partners and stakeholders. • WDACS completed procurement of sector specific providers for the HIRE UP program. 	
<p>C3: Expand Targeted Recruitment and Hiring Process to Homeless/Recently Homeless People to increase Access to County Jobs</p> <p><u>Actual Implementation Dates:</u></p> <p>Phase 1: October 2016 Phase 2: May 2017</p>	<p>Continued efforts to place previously homeless individuals in Career Development Intern, Countywide Youth Bridges Program, and TempLA programs.</p>	<ul style="list-style-type: none"> • DHR will continue to expand network partners. • DHR will continue efforts to reach out to homeless individuals. • DHR will conduct "Train the Trainer" sessions for Homeless Services Providers and their clients on "How to navigate the County application system".
<p>C4, C5, C6: Countywide Benefits Entitlement Services Teams (CBEST) (H):</p> <p>C4: Establish a Countywide SSI Advocacy Program for People Experiencing</p>	<ul style="list-style-type: none"> • A legal appeals services solicitation was issued, and a work order was awarded to three legal services vendors. In addition to appeals services previously offered, CBEST will directly contract with legal services vendors and expand to offer services at Appeals Council and for those facing termination of benefits at Continuing Disability Review. • This quarter, CBEST onboarded two Administrative Assistants and nine Community Health Workers (CHWs). They are tasked with re-engaging inactive clients in SPAs 4,6, and 8 (high volume SPAs). The goal is to re-engage the client, update needed 	<p>Effective November 1, 2019, CBEST will be directly working with legal vendors to provide legal services to clients whose benefits claims have been terminated or denied and require legal representation at the appeals-level. The legal vendors will also be assisting clients whose benefits have ceased due to transition from</p>

<p>Homelessness or at Risk of Homelessness</p> <p><u>Actual Implementation Date:</u> April 2017</p> <p>C5: Establish a Countywide Veterans Benefits Advocacy Program for Veterans Experiencing Homelessness or at Risk of Homelessness</p> <p><u>Actual Implementation Date:</u> April 2017</p> <p>C6: Targeted SSI Advocacy for Inmates</p> <p><u>Actual Implementation Date:</u> December 2017</p>	<p>paperwork, and move the case forward or exit those who could not be re-engaged after due diligence. With their assistance, the backlog at SPA 4 was cleared and the backlogs at SPA 6 and SPA 8 are well on their way to being cleared in the upcoming quarter. Administrative staff have also been instrumental in tracking and requesting medical records and assisting with data input, which is imperative in understanding the program and enhancing performance. CHWs have also been deployed into the field to conduct intakes on direct referrals from hospitals, clinics, Whole Person Care, and any other partners.</p> <ul style="list-style-type: none"> • DHS is actively working with the Department of Children and Family Services to assist the Transitional Age Youth (TAY) population to pursue Supplemental Security Income (SSI) benefits. • DHS continues to meet with directors and clinical staff of DHS directly operated clinics and hospitals to implement a direct referral process for our hospital and clinic partners. • DHS conducted impact meetings targeting Full Service Partnership (FSP) providers to educate them about CBEST, Social Security Administration disability programs, the criteria that must be met to apply for benefits, and ways in which treating providers can assist in advocating and documenting impairments in medical charts. • Activities previously implemented that continue include: DHS continues to be heavily engaged in process; weekly application clinic; quality assurance review by ICLC of all benefit application claims; regularly scheduled CBEST boot camp/training for all new employees; CHAMP training; weekly case conferencing; support for homeless veterans by Military and Veterans Affairs (OMVA) in SPAs 2,3, 4, 5, and 8 and by ICLC in SPAs 1, 3, 6, and 7; leverage HDAP funding to house homeless individuals. 	<p>benefits programs, cessation of disability, or non-medical reasons. Direct contracting with the legal vendors enables CBEST to provide better and seamless services to the clients at the appeals level.</p>
<p>D1: Model Employment Retention Support Program</p> <p><u>Actual Implementation Dates:</u> Phase 1: January 2017 (DPSS Lead)</p> <p>Phase 2: July 2017 and ongoing (WDACS Lead)</p>	<p>WDACS and CEO are assessing the efficacy of this strategy in relation to the work of the Employment and Homelessness Taskforce; recommendations for advancing the goals of the strategy will be included in the next quarterly report.</p>	<p>See status update.</p>

<p>D2: Expand Jail In Reach (H)</p> <p><u>Actual Implementation Date:</u> January 2017</p>	<ul style="list-style-type: none"> • D2 planning/collaboration meetings were held during this quarter in conjunction with the Office of Diversion and Reentry (ODR) service provider monthly meetings and include the 4 in-reach agencies and staff from Housing for Health, ODR, Sheriff's Department, and Correctional Health Services. • In September 2019, two of Exodus Recovery's case managers received clearance and were able to start conducting jail in-reach and actively engage with clients in the jail facilities. • CBO staffing: Each of the four contracted agencies is funded for three case managers, for a total of 12 case managers for the D2 program. At the end of this period, a total of 11 positions were filled, all of whom had jail clearance. Exodus Recovery had two active case managers and were hiring for one additional. Project 180, Amity Foundation, and Volunteers of America all had three active case managers. • County staffing: LASD remained fully staffed during this period with four Custody Assistants. Among the 4 DHS Clinical Social Worker positions, 2 positions remain vacant. One Clinical Social Worker who has transitioned to another position continued to provide interim support to D2 as needed during this period. A candidate was identified for the Century Regional Detention Facility position and is currently in the onboarding process. Recruitment is continuing for the position located at Pitchess Detention Center. • D2 case conference meetings continued during this period with each of the active in-reach agencies. Individual client cases are discussed to troubleshoot and collaborate on case planning and services. Meetings occur every two weeks. 	<ul style="list-style-type: none"> • D2 staff recruitment will continue. • DHS to review program protocols and guidelines to find areas that require standardization and improvement. Once documents are finalized, implement any new and revised protocols by providing trainings to case managers.
<p>D3: Supportive Service Standards for Subsidized Housing</p> <p><u>Target Implementation Date:</u> March 2020</p>	<p>Since the last report, an internal working group of LAHSA staff have been working on editing and revising the draft of the PSH Practice Standards. LAHSA staff met with the Corporation for Supportive Housing (CSH) to discuss the incorporation of an outcome measurement tool that CSH had developed as part of another strategy. After some discussion, it was agreed that the tool would be excluded from the standards. The Practice Standards draft document should be ready to present to PSH funders in November. After PSH funders' comments are incorporated into the document, community input will be sought from various community bodies.</p>	<ul style="list-style-type: none"> • LAHSA plans to distribute the PSH draft standards to the Continuum of Care Advisory Council for feedback in February 2020. • LAHSA also plans to release the PSH standards for public feedback in February 2020. • LAHSA will incorporate the feedback received and finalize the standards in March 2020.
<p>D4: Regional Integrated Re-entry Networks – Homeless Focus (H)</p>	<p>The D4 Measure funding has been transferred to strategy B7 to increase the number of B7 beds by 75 for those exiting County and local jails. Strategy D4 is no longer an active strategy.</p>	<p>Continue placing clients exiting jail into the 75 beds based on availability.</p>

<p>D5: Support for Homeless Case Managers</p> <p><u>Actual Implementation Dates:</u> December 2016 - March 2019</p> <ul style="list-style-type: none"> ○ Elderly Nutrition Pilot Program: March 2018 ○ DPSS & Union Station Homeless Services Pilot Program: July 31, 2018- January 31, 2019 ○ WDACS-APS Co-Location Pilot Program: September 2018 ○ Home2Work Pilot Program: October 1, 2018 ○ DPSS & LAFH Diversion Co-location Pilot: March 2019- June 2019 	<p>Strategy D5 Workgroup</p> <ul style="list-style-type: none"> • Alternate Public Defender, CEO, CSSD, Dept. of Animal Care and Control (DACC), DPH, DPSS, Library, Probation, Public Defender, and WDACS continue to submit referrals using the D5 Referral form. • With the implementation of the Los Angeles-Homeless Outreach Portal (LA-HOP), some County departments are using both Strategy D5 and LA-HOP referral mechanisms. • The Strategy D5 Full Workgroup continues to meet regularly to discuss referrals and best practices. <p>Pilots</p> <p><u>Elderly Nutrition Pilot (ENP) Program:</u> Outreach teams are providing weekly in-reach & Outreach to County meal sites to engage seniors experiencing homelessness. From August 2019 – October 2019, a total of 34 participants were engaged. Of the 34 participants, four individuals completed VI-SPDAT Assessments.</p> <p><u>WDACS/APS Co-Location Pilot:</u> At this time, one staff person from PATH is co-located at WDACS/Metro field offices in SPA 4 once a week to provide case management support to older adult clients experiencing homelessness.</p> <p><u>Home2Work Pilot:</u> The Pilot focuses on connecting individuals receiving a RRH subsidy to employment services. During this period, eight staff members were trained on Automated Referral System (ARS) for Homeless Providers to submit referrals to connect RRH clients to employment resources. The ARS database is a more effective way to track referrals being made to the AJCCs. As of August 2019- October 2019, three referrals have been sent, one participant has been enrolled in the WIOA program, and two have registered for CalJOBS.</p>	<ul style="list-style-type: none"> • Trainings continue so County departmental staff can make appropriate referrals for people experiencing homelessness. • LAHSA continues to provide technical assistance to implement the Strategy D5 Pilots and assist County departments and homeless provider agencies with referrals. • LAHSA will be launching an on-line “Referral Partner Tool” in the first half of 2020. This new tool will replace the D5 paper referral system and assist with automating homeless services referrals.
<p>D6: Criminal Record Clearing Project (H)</p> <p><u>Actual Implementation Date:</u> January 2018</p>	<p>LOS ANGELES PUBLIC DEFENDER CRIMINAL RECORD CLEARING PROJECT:</p> <ul style="list-style-type: none"> • Public Defender has implemented a direct referral system as of September 2019. • Public Defender has implemented a training program for Case Managers of CBOs, FBOs and City and County partners, and has conducted more than a dozen trainings to date. • Public Defender has instituted a “DPSS Monday” rotation throughout the GROW offices for the Homeless Mobile Van Service as of September 9, 2019. 	<p>Los Angeles Public Defender:</p> <ul style="list-style-type: none"> • Public Defender and CEO-HI to meet with Presiding Judges, Supervising Prosecutors and Judicial Assistants to promote the purpose of the Strategy in five districts. • Public Defender will onboard a new team (one Grade III attorney,

	<ul style="list-style-type: none"> Public Defender produced a promotional video for the Homeless Mobile Unit in collaboration with Los Angeles County Child Support Department. Public Defender has received training on vicarious trauma. Public Defender has partnered with LA City Attorney's Heart Clinic and LA Door Programs to provide record and warrant clearing services. Public Defender has met with Neighborhood Legal Services (NLS) to discuss partnering to provide record clearing services to homeless clients and make referrals for civil matters. <p>LOS ANGELES CITY ATTORNEY:</p> <ul style="list-style-type: none"> The LA County Homeless Court Program/City Attorney (City Attorney) team continues to expand its presence at clinics throughout the county. In the past quarter, the City Attorney administered the LA County Homeless Court Program at twenty-seven (27) clinics in areas including South Los Angeles, Northeast Los Angeles, the San Fernando Valley, Hollywood, Newhall, Downtown Los Angeles, Venice, and Compton. On October 1, 2019, the City Attorney and the District Attorney filed motions with the LA Superior Court requesting the mass dismissal of infraction citations (hereafter the "Infraction Dismissal Project"). Under the Infraction Dismissal Project, the City Attorney dismissed 803,388 open citations, asked the court to quash and recall 150,000 associated warrants, and requested the suspension of fines and fees for 142,526 post-conviction citations. The District Attorney dismissed 914,252 open citations, recalled and quashed 247,068 associated warrants, and suspended fines and fees for 163,650 citations. The City Attorney presented at SPA 3 in Pomona on August 20, 2019. The City Attorney presented at the Los Angeles Police Department's Commission meeting on October 8, 2019. The City Attorney continues to seek out technology tools and resources to cope with increased participant files. 	<p>one Paralegal, one Legal Secretary), and onboard an experienced Grade III attorney as an Assistant Supervisor for the Homeless Mobile Unit.</p> <ul style="list-style-type: none"> Public Defender will receive training in LGBTQ issues for the Homeless Mobile Unit team. <p>Los Angeles City Attorney:</p> <ul style="list-style-type: none"> The City Attorney conducted interviews during this quarter to expand its team from five (5) to six (6) members. At the end of October, a new Administrative Coordinator will join the City Attorney team.
<p>D7: Provide Services and Rental Subsidies for Permanent Supportive Housing (H)</p> <p><u>Actual Implementation Date:</u> July 2017</p>	<ul style="list-style-type: none"> DHS issued Master Agreements and/or Work Orders for four additional ICMS providers. DHS continued to meet with D7 partners on a bi-weekly basis to track implementation of D7 goals that include: 1) implementation of CENS at PSH sites, 2) implementation and collaboration regarding Housing FSP services, 3) CES integration, and 4) collaboration with the public housing authorities to ensure the D7 strategy is meeting the goals of linking people to ICMS and federal subsidies. DHS met the D7 strategy 	<ul style="list-style-type: none"> DMH aims to fund 569 Housing FSP slots across 27 buildings by March 2020. DPH-SAPC will update CENS policies and procedures that guide counselors' delivery of services at co-located sites and in housing units where common

	<p>goal in FY 2018-19 by linking approximately 5,500 people to ICMS slots through CES referrals.</p> <ul style="list-style-type: none"> • DHS continued to lead the effort to meet monthly with the public housing authorities to ensure full utilization of all federal subsidies. DHS also meets quarterly with capital funding partners to review current allocations, strategize on future developments which use multiple public funding streams, and discuss criteria to be included in future RFPs and NOFAs. • DHS facilitated 26 training sessions with its ICMS providers on 15 topics that covered services, documentation, techniques and specific population needs. • DPH-SAPC co-located CENS at one additional PSH project-based site, bringing the total number of co-located or connected CENS sites to 64 in Q1 of FY 2019-20. • CENS providers engaged and/or provided client education sessions and workshops to 141 PSH residents (potential clients) in July 2019 and 163 PSH residents in August 2019. • DPH-SAPC launched the Field Safety Training for all CENS counselors on June 18, 2019 with the goal of ensuring personal safety while providing services in housing units and in the field. SAPC hosted a follow-up training on October 17, 2019. • DPH-SAPC also hosted a "Core of Engagement" workshop with its CENS providers to engage residents and communicate effectively. 	<p>areas or office spaces are not available for SUD services.</p> <ul style="list-style-type: none"> • DHS will continue to roll out D7 Flex Funds to ensure appropriate staff-to-client ratios to provide adequate level of care in PSH established prior to the implementation of strategy D7.
<p>E1: Advocate with Relevant Federal and State Agencies to Streamline Applicable Administrative Processes for SSI and Veterans Benefits</p> <p><u>Actual Implementation Dates:</u> Advocacy with SSA – April 2017</p> <p>Advocacy with VA – December 2017</p>	No additional activity since last reporting period.	Continue to monitor partnership with Veterans Administration and SSA for opportunities to enhance services.
<p>E2: Drug Medi-Cal Organized Delivery System for Substance Use Disorder Treatment Services</p>	<ul style="list-style-type: none"> • DPH SAPC continued implementation of the Drug Medi-Cal Organized Delivery System. • In August, DPH SAPC launched the Residential Medical Support pilot in collaboration with LA Care Health Plan that aims to enhance access to residential substance use 	<ul style="list-style-type: none"> • Development of a 12-month pilot to expand timely access to care with a focus on after-hours treatment services in the Antelope Valley will be completed by fall 2019.

<p><u>Actual Implementation Date:</u> July 2017</p>	<p>disorder treatment for medically stable patients with medical needs. Since its launch, six patients have been successfully referred to participating provider sites.</p>	<ul style="list-style-type: none"> • DPH-SAPC will launch six Connecting to Opportunities for Recovery and Engagement (CORE) Centers throughout Los Angeles County where residents and families can receive: (1) information and resources about alcohol/drug prevention, SUDs, and available treatment options, and (2) screening to identify alcohol/drug treatment needs and linkage to an appropriate local treatment center.
<p>E3: Creating Partnerships for Effective Access and Utilization of ACA Services by People Experiencing Homelessness</p> <p><u>Actual Implementation Date:</u> October 31, 2018</p>	<ul style="list-style-type: none"> • All 16 Whole Person Care (WPC) programs have been implemented: five for high risk homeless populations, three for justice-involved populations, three for individuals with serious mental illnesses, and one legal medical partnership program; the remaining are programs for high-risk pregnant woman, individuals with SUD and those with chronic medical conditions who have frequent hospital admissions. • The Medical Legal Partnership Program is operational Countywide, including a staff person who is co-located at MLK. Since program inception, 1,961 clients have been served. • In September, the Whole Person Care MLP was presented with the 2019 Impact award by the National Center for Medical-Legal Partnership for their groundbreaking work to advance health equity and justice through the integration of health and legal services. 	<ul style="list-style-type: none"> • Continue program improvement efforts across all WPC programs. • Medical Legal Partnership Program will expand in late 2019 to co-locate attorneys and paralegals in additional DHS hospitals and clinics.
<p>E4: First Responders Training</p> <p><u>Actual Implementation Date:</u> October 2016</p>	<p>During this reporting period, the following trainings were conducted:</p> <ul style="list-style-type: none"> • 220 LASD personnel were trained, bringing the total trained to 2,264 since the inception of the training. • 71 non-law enforcement personnel, including various city employees, were trained—bringing the total to 925. • No additional non-LASD law enforcement personnel were trained, leaving the total at 60 trained. 	<p>LASD will continue convening training sessions.</p>
<p>E5: Decriminalization Policy</p> <p><u>Actual Implementation Date:</u> January 2017</p>	<p>LASD continues to disseminate the Decriminalization Policy departmentwide and share with local law enforcement entities upon request.</p>	<p>Continue to disseminate the Policy and ensure that it is adhered to departmentwide.</p>

<p>E6: Countywide Outreach System (H)</p> <p><u>Actual Implementation Date:</u> March 2017</p>	<p>Outreach Team Implementation:</p> <ul style="list-style-type: none"> Measure H-funded outreach teams continue to proactively serve tens of thousands of people experiencing unsheltered, street-based homelessness throughout the County of Los Angeles. As of September 30, 2019, 100 percent of all Measure H-funded teams inclusive of MDTs, HET, CES, Public Spaces and Weekend teams were fully implemented and continue to ensure coverage across all SPAs despite some vacancies. <p>Outreach Team Capacity Building:</p> <ul style="list-style-type: none"> The Health Agency MDT Learning Collaborative meetings continue monthly, focusing on capacity building training, sharing success stories, reviewing outcomes, and problem-solving barriers to serving vulnerable populations. During this reporting period, a <i>Weekend Outreach Team Meet & Greet</i> focused on sharing resources, success stories and best weekend outreach practices was facilitated by the Health Agency and attended by 57 Weekend MDT and LAHSA Weekend HET outreach team members, representing all eight SPAs. <p>Outreach Coordination</p> <ul style="list-style-type: none"> As of the end of this quarter, LA-HOP received 12,577 requests for outreach. The plurality (35 percent) came from Concerned Residents, with 23 percent coming from Government Employees and 17 percent from Homeless Service Providers. Care Coordination Meetings are now implemented in all outreach hubs in seven of eight Service Planning Areas (SPAs). These meetings help teams to create and implement care plans for the region's most vulnerable. Outreach Coordinators and various outreach teams supported the filling of two new A Bridge Home Interim Housing sites in the City of LA (SPAs 4 and 6). 	<p>The next LAHSA & Health Agency Street-Based Engagement Training and Orientation Week is scheduled for December 9-14, 2019 and is expected to train more than 120 newly-hired DMH HOME, DHS-Contracted MDT and LAHSA HET outreach team members. This comprehensive training includes 30 training topics facilitated by over 50 presenters in the areas of health, safety, mental health, substance use, peer support, and collaboration with law enforcement.</p>
<p>E7: Strengthen the Coordinated Entry System (H)</p> <p><u>Actual Implementation Date:</u> July 2017</p>	<ul style="list-style-type: none"> <u>Organization Capacity Building:</u> Year to date, 53 applications have been received, 41 providers have been awarded and a total of \$6,644,901 has been invested in operational infrastructure enhancements, of which \$2,005,774 is funded by Measure H. Consultant's analysis of South LA cohort demonstrated increased private revenue as well as increased capacity through increases in private and public funding, peer leadership, and new functional competencies with onboarding new staff/interns/volunteers. <u>Workforce Development:</u> LAHSA hired a Talent Acquisition Coordinator to expand workforce development efforts on behalf of homeless service providers. Sourcing efforts included 1,120 pre-screened candidates and 244 vacant positions filled on 	<ul style="list-style-type: none"> Capacity Building Initiative will focus more on system infrastructure that will prioritize system management needs that leverage current efforts: staff recruitment, training and retention, physical space and technology, and organizational infrastructure. Co-host "Enrollment Campaign" to ensure all PSH providers are using CES to match and fill housing

	<p>behalf of 14 providers. The Homeless Service Professionals Job Fair was held on September 12th, 2019. Over 1,100+ job seekers registered, and 44 employers attended at West Los Angeles College.</p> <ul style="list-style-type: none"> • <u>Centralized Training Academy</u> trained 547 unduplicated individuals during reporting period from 98 unique service providing agencies. • <u>Domestic Violence Regional Coordination</u>: Seven of the eight DV Regional Coordinators have been hired. Coordinators have begun training CES lead agencies on Safety Planning, enhancing referral pathways, and convening quarterly SPA-wide meetings with CES and Victim Service Providers. Coordinators have trained over 260 staff. • <u>Legal Services</u>: Inner City Law hosted a countywide training for all subcontracted providers focusing on principles of client-centered lawyering, inclusion practices and trauma-informed care for clients, and self-care for staff. Inner City Law also hosts monthly Program Design Group with the providers to discuss programmatic updates, issues, trends they are seeing within the SPA and any upcoming trainings that will be provided to the SPA. • <u>Supervising Attorney Group</u>- All legal service providers meet monthly to do case consultation to trouble shoot cases, discuss access issues in the courts and areas of support that may be needed for difficult cases. • LAHSA updated the MyOrg platform for matching PSH and Transitional Housing through CES. The platform, now called the "Resource Management System" or "RMS," launched in October and will be accompanied by new trainings. An informational webinar was held on October 16, 2019. 	<p>vacancies.</p> <ul style="list-style-type: none"> • In November, LAHSA will host a Training with Housing Navigation and Representative Payee Contractors that will focus on prioritization strategies, addressing program challenges and identifying areas of support. • LAHSA will meet with all contractors to review programmatic data and performance for Q1 of the contract year.
<p>E8: Enhance the Emergency Shelter System (H)</p> <p><u>Actual Implementation Date:</u> October 2016</p>	<ul style="list-style-type: none"> • LAHSA centralized the referral system by defining the Crisis Housing (with Winter Shelter, when in operation) and Bridge Housing programs as direct referral programs. LAHSA's Countywide Interim Housing Matcher receives, vets, and directs referred persons to available beds in interim housing and WSP programs. • LAHSA, DHS, DMH and DPH (Environmental Health and SAPC) co-hosted LA County Interim Housing Practice Standards Training (including Grievance Roundtable) with publicly funded Interim Housing providers. Over 80 people from more than 20 agencies attended. • DMH/DHS expanded Trainings for Interim Housing providers by conducting over 25 trainings and in-services for associated interim housing provider staff. Trainings focused on improving participant wellness and providing support to interim housing and intensive case management service providers. 	<ul style="list-style-type: none"> • LAHSA will develop Bed Availability App training for CES Entry Points that are equipped with Problem Solving specialists, and wrap-around services for persons who may not need shelter (or if there are no beds available). • LAHSA will conduct a Cost Analysis survey to determine the feasibility of 24/7 intake for Interim Housing; this survey will estimate the number of new staff and/or technology investments needed to support a system-wide transition.

	<ul style="list-style-type: none"> • In September 2019, LAHSA-funded Crisis Housing providers were invited to register staff for Problem Solving training. In two weeks, over 120 staff have registered for the October and November trainings. • In September, DHS launched the interim housing program for older adults with complex medical and/or behavioral health needs. This program includes hospice/palliative care and caregiving services. 	
E9: Discharge Data Tracking System <u>Actual Implementation Date:</u> June 2017	<ul style="list-style-type: none"> • Began the implementation of MCOs, hospitals, and clinics into HMIS for care coordination. In this first quarter of implementation, three hospitals and five MCOs have been implemented, and many more hospitals, MCOs and clinics are in active discussion to gain "read only" access to HMIS. • Updated Enterprise Linkage Project agreement to share additional HMIS data. • Near completion of reformatting the ELP data into the CWMDM platform. • Continued to review and make revisions to HMIS policies with HUD TA to more clearly define participating organizations eligible to access HMIS. • Increased the number of HMIS licenses to allow for additional partners. 	Continue to review and revise HMIS policies with HUD TA to more clearly define participating organizations eligible to access HMIS and update its privacy and data sharing policies.
E10: Regional Coordination of Los Angeles County Housing Authorities <u>Actual Implementation Date:</u> May 2016	No new activity for this strategy since the last report.	<ul style="list-style-type: none"> • LACDA will conduct the next meeting with regional Housing Authorities November 13, 2019. • Continue to advocate for PHA participation in Permanent Supportive Housing (B4/B8) commitments supported by Measure H funding. • Continue regional coordination of PHAs within and outside of LA County. • Solicit the implementation of VASH Interagency Agreements with remaining housing authorities within and outside of LA County.
E11: County Specialist Support Team (Super Connect) <u>Actual Implementation Date:</u>	<ul style="list-style-type: none"> • SuperConnect Team has been incorporated into the Housing for Health Team as a majority of the clients have high acuity and complex needs requiring Full Service Partnership and/or Board and Care. 	N/A

December 2017	<ul style="list-style-type: none"> SuperConnect Team continued to assess/monitor the most recent five percent List of heavy utilizers of County services to identify service providers to offer assistance in securing housing and services to stabilize these clients. 	
E12: Enhanced Data Sharing and Tracking <u>Actual Implementation Date:</u> June 2017	<ul style="list-style-type: none"> CEO Research and Evaluation Services (RES) utilized its delegated authority to execute a non-competitive agreement with Public Sector Analytics (PSA) in August to conduct the Year 3 and Year 4 HI performance evaluation and data processing for all quarterly outcomes reporting. The five HI Strategy evaluators presented midpoint findings to strategy leads in August. Authorization was obtained to provide the five HI strategy evaluators with administrative data from HMIS in August and data transfers commenced in September. RES kicked off the LACOE-LA County-CES data linkage project at LACOE HQ in September. The kick-off meeting was attended by representatives from DPSS, DCFS, Probation, LAHSA, the California Policy Lab (CPL) and the Children's Data Network, RES conducted an HMIS-DPSS (GR, CalWORKs and CalFRESH) data match in October as a follow-up to previous analysis conducted for the Taskforce on Homelessness and Employment presented to Board Deputies in June 2019. RES worked with CIO and CPL to determine technical specifications that must be met to implement predictive analytics. Completed a draft of a Rapid Response Research contract with HPRI in October and submitted the agreement to USC for review. The Countywide Homeless Information Portal (CHIP) has soft-launched with a group of 100 AB 210 eligible employees and will be accessible to a broader group in the coming months. The training for CHIP is live. 	<ul style="list-style-type: none"> Year 3 HI performance evaluation to be completed by the end of 2019. A draft report is to be submitted by the end of October. All five strategy evaluators presented their findings in progress to the Measure H policy summits in October. The evaluations are to be complete and submitted by end of 2019. An approach to data transfer and linkage will be presented to County Counsel and Legal Counsel for LACOE by the end of October and, pending Counsel's guidance, an initial LACOE-County-HMIS test match could be conducted as early as November, to be followed by a presentation on the full proof-of-concept process to the School districts. A progress report will be submitted to the HI before the end of 2019. A slide deck summarizing the HMIS-DPSS match results is projected to be complete by the end of November.
E13: Coordination of Funding for Supportive Housing <u>Actual Implementation Date:</u>	<ul style="list-style-type: none"> The Universal Notice of Funding Availability (UNOFA) team continues to meet weekly on the development of the online application system. The LACDA and HCID-LA have coordinated funding eligibility and special needs populations to be served so joint funding applications will be seamless. 3Di is completing work on various sections of the application, which are then being tested. 3Di is completing any necessary fixes as 	The UNOFA system testing continues. Roll-out of the UNOFA system is expected in the Fall of 2019, pending the current project timeline being developed by 3Di.

Fall 2018	testing continues. New application releases are available every 2-3 weeks. 3Di is currently working on a project timeline for the remainder of the project.	
<p>E14: Enhanced Services for Transition Age Youth (H)</p> <p><u>Actual Implementation Dates:</u> Phase 1: August 2016 Phase 2: September 2016 Phase 3: July 2018 Phase 4: October 2016</p>	<ul style="list-style-type: none"> • LAHSA added 90 Rapid Re-Housing slots for TAY with funding from the State Homeless Emergency Aid Program (HEAP). • The Homeless Youth Forum of Los Angeles opened a nomination process to recruit new members, and a total of 15 applications were received. • LAHSA launched a pilot to test linkages between E14-funded Transitional Housing programs and City of Los Angeles Youth Source Centers with the goal of increasing service connections in workforce development for Transitional Housing participants and improving employment and training outcomes for TAY. • LAHSA completed contract amendments to add Problem-Solving Specialists at the two highest-volume Interim Housing sites for TAY (1 FTE per site). • LAHSA completed contract amendments with all Youth CES Lead Agencies to add \$600,000 in HEAP funding for DCFS/Probation Liaisons (1 FTE per SPA); these staff will carry out SPA-level coordination between DCFS, Probation, and Youth CES and deliver Problem-Solving, mobile CES Access, and light-touch navigation services for youth soon exiting or already exited from care and/or Probation camps. • LAHSA completed contract amendments with all Youth CES Lead Agencies to add \$644,000 in Campus Peer Navigation services; as part of this new component, Peer Navigators will co-locate on all community colleges in LA County to provide crisis intervention, Problem-Solving, and mobile CES Access to students experiencing or at risk of homelessness. • LAHSA released a Request for Bids for a consultant to lead the Higher Education and Homelessness Workgroup through a strategic planning process between November 2019 and February 2020. • CEO, DCFS, Probation, DMH, the Center for Strategic Partnerships, and LAHSA continue to collaborate to respond to the Boards' November 20, 2018 directive around enhancing TAY systems of care to support housing stability. 	<ul style="list-style-type: none"> • Monitor implementation of Campus Peer Navigators, staffed by Youth CES Lead Agencies, which will begin co-location on all community college campuses in LA County. • LAHSA will expand Rapid Re-Housing for TAY by 250 slots between October 2019 – March 2020. • LAHSA will release a Request for Proposals (RFP) to fund TAY-specific Access Centers. • LAHSA will finalize member additions to the Homeless Youth Forum of Los Angeles. • UCLA Project STRIVE will complete its evaluation of the Youth Family Reconnection Program. • LAHSA will select a consultant to lead the Higher Education and Homelessness Workgroup through a strategic planning process between November 2019 and February 2020. • LAHSA will begin administering the centralized Problem-Solving Assistance Fund (PSAF), accessible to trained system partners (i.e., DCFS, Probation, DPSS, etc.) and homeless service providers; the PSAF will provide TAY with limited, one-time financial assistance to support them in accessing temporary or permanent housing outside of CES, such as family or friends.

		<ul style="list-style-type: none"> LAHSA will release draft CES procedures related to Referral, Access, and Assessment, as part of the CES Operations Manual, for public comment.
E15: Homeless Voter Registration and Access to Vital Records <u>Actual Implementation Date:</u> January 2017	<ul style="list-style-type: none"> During this quarter, the Registrar-Recorder/County Clerk (RR/CC) participated in four Homeless Connect days offering information on how to obtain birth certificates using a fee waiver, voter registration opportunities, and election information. As part of County's new Voting Solutions for All People (VSAP) system, RR/CC is working to recruit locations as vote centers that will be easily accessible to homeless communities and individuals experiencing homelessness. 	<ul style="list-style-type: none"> RR/CC will continue to promote voter education and civic engagement with homeless services agencies including participation in Homeless Connect Days. RR/CC will continue outreach to new community partners and explore additional opportunities with current partners for insight on locations to use as vote centers for the March 2020 Presidential Primary Election.
E16: Affordable Care Act opportunities <u>Implementation Dates:</u> Actual: July 2017 Health Homes: Actual: Summer 2019	<ul style="list-style-type: none"> Cumulative enrollments in WPC programs through June 2019 reached 55,457 unique clients. In August, rollover WPC funding from the state from program year 3 to 4 was approved for the first phase of rollover and approval for the remaining funds to make capital investments in the development of additional interim housing beds, including recuperative care, also occurred. A one-time housing fund application for \$36.1M has also been approved by the State that will bolster long-term and short-term housing and supportive services delivered to Medi-Cal enrollees who are mentally ill and either experiencing or at risk of experiencing homelessness. 	Sustainability planning and program transitions are underway for WPC. Health Agency representatives have been participating in Medi-Cal waiver discussions at the State. The State released a draft of the CalAIM documents for public comment by October 29, 2019.
E17: Regional Homelessness Advisory Council (RHAC) and Implementation Coordination <u>Actual Implementation Date:</u> February 2017	The Regional Homelessness Advisory Council did not meet this quarter.	RHAC meetings are held quarterly. The next meeting will be held on December 5.

F1: Promote Regional SB 2 Compliance <u>Actual Implementation Date:</u> November 2016	No community outreach was conducted this quarter promoting SB 2 compliance.	CEO and Department of Regional Planning will evaluate next steps to take to best promote SB 2 compliance.
F2: Linkage Fee Nexus Study, and F5: Incentive Zoning/Value Capture Strategies <u>Actual Implementation Date:</u> January 2018	Completed as of January 31, 2019.	N/A
F3: Support for Inclusionary Zoning for Affordable Rental Units <u>Actual Implementation Date:</u> March 2016	A consultant was selected to assist the Department of Regional Planning review and update the Inclusionary Housing Feasibility Study based on input gathered from stakeholders.	Complete the Inclusionary Housing Feasibility Study update during the first quarter of 2020.
F4: Development of Second Dwelling Unit Pilot Project <u>Actual Implementation Date:</u> October 2017	ADU Pilot Projects <ul style="list-style-type: none"> Two of the new ADU homeowners are in construction and completion is anticipated by January 2020. Another new ADU homeowner is in plan check review, due to challenges with meeting Fire Department requirements, while another New ADU homeowner was recently approved by staff to move forward. Unpermitted ADU homeowner is in the beginning stages of the approval process. LACDA is collecting data on all existing ADU-related programs within the County of Los Angeles and will continue to develop this data for informational and comparative purposes. Some of the challenges LACDA has identified and continues to work through as these projects progress include: 	Continue to identify lessons learned, and strategies to address issues encountered by the ADU Pilot Project participants.

	<ul style="list-style-type: none"> ○ Unforeseen building and fire code requirements for new ADU (i.e., water pressure tests, fire sprinklers and sewer pipe replacement). ○ Additional costs related to these requirements were not included in initial ADU construction budgets. ○ Engaging general contractors early on for less experienced participants has been a challenge. ○ Finalizing and identifying adequate sources of funds and available cash to begin construction of ADU. ○ Finding more solid confirmation of funding sources that are readily available once plans are approved. ○ Seismic area testing requirement and related costs for one new ADU project. ○ Changes in general contractors and challenges in identifying replacements. ○ Securing adequate funding sources and available cash to ensure project feasibility during construction. ○ Additional unforeseen hard costs have occurred during construction. <p>ADU Ordinance</p> <ul style="list-style-type: none"> ● Following the effective date of the LA County ADU Ordinance (May 30, 2019), DRP staff continued training staff on implementation. ● DRP staff met with the Altadena Town Council on August 21, 2019 to answer questions about the ADU ordinance and other housing ordinances. <p>Yes to ADU</p> <ul style="list-style-type: none"> ● Part of the Solution: YES to ADU project was featured in Arts in America August 2019 online newsletter. 	
<p>F6: Use of Public Land for Homeless Housing</p> <p><u>Target Implementation Date:</u> Ongoing</p>	Ongoing discussions between CEO Asset Management and CEO-HI staff regarding potential vacant or underutilized properties for interim and supportive housing.	CEO to obtain approval of Board Offices for use of County property for interim or permanent housing.
<p>F7: Preserve and Promote the Development of Affordable Housing for Homeless Families and Individuals (H)</p> <p><u>Actual Implementation Date:</u></p>	<ul style="list-style-type: none"> ● Project management is on-going for the following five projects from NOFA 23-A, which received Measure H fund allocations in 2018: <ul style="list-style-type: none"> ○ PATH Villas at South Gate – Predevelopment ○ Kensington Campus – In construction ○ The Spark at Midtown – In construction ○ Florence Apartments – In construction ○ Sun Commons – Predevelopment 	<ul style="list-style-type: none"> ● PATH Villas at South Gate applied for nine percent tax credits on July 1, 2019 and was awarded an allocation. Construction is expected to start in February/March 2020. ● Kensington Campus is in construction and expects to complete in December 2019.

<p>NOFA 23-A released in September 2017</p>	<ul style="list-style-type: none"> • Projects receiving Measure H funding through NOFA 24-A include the following projects, all of which are in the predevelopment stage: <ul style="list-style-type: none"> ○ Veterans Park Apartments ○ Fairview Heights ○ Vermont/Manchester Apartments ○ The Pointe on La Brea ○ PCH & Magnolia Apartments ○ Juniper Grove Apartments 	<ul style="list-style-type: none"> • The Spark at Midtown is in construction and expects to complete in November 2020. • Florence Apartments is in construction and expects to complete in August 2021. • Sun Commons applied for nine percent tax credits on July 1, 2019 and was awarded an allocation. Construction expected to start in February/March 2020. • Veterans Park Apartments received a nine percent tax credit allocation and is expected to close construction financing in December 2019. • Fairview Heights received a nine percent tax credit allocation and is expected to close construction financing in December 2019. • Vermont/Manchester Apartments was expected to close construction financing in March 2020, but the project has a financing gap. Construction close is scheduled for Fall 2020. • The Pointe on La Brea is in predevelopment with a tax credit allocation date to be determined. • PCH & Magnolia Apartments is in predevelopment with a tax credit allocation date to be determined. • Juniper Grove Apartments applied for nine percent tax credits on July 1, 2019 but was not awarded. The project will pursue 4 percent tax credits.
---	---	---

<p>F7: One-time Housing Innovation Fund (H)</p> <p><u>Implementation Dates:</u> Actual RFP release: June 2018</p> <p>Selection of winning proposals: December 2018</p>	<ul style="list-style-type: none"> • Loan Agreements have been finalized and pending execution prior to closing. • The RNLA project has received a ready to issue permit letter. LACDA is collecting due diligence items that are due prior to closing. The project still must identify a source for a financing gap of \$150,000. LACDA cannot authorize closing without all funding sources committed. • Flyaway Homes: Preparing to execute loan documents and close loan. Developer must provide a financing commitment for a \$200,000 financing gap before closing can be authorized. Closing is pending the receipt of other due diligence items as well. • LifeArk El Monte: Preparing to execute loan documents and close loan, developer must provide an operating subsidy commitment as well as other due diligence items before the LACDA can authorize closing. • Community Corp of Santa Monica: The developer has yet to identify a site for the proposed project. The site that was formerly identified is no longer available to the developer. • United Dwelling: The template loan documents do not work for this project. A grant and disbursement agreement is being drafted by legal counsel. 	<ul style="list-style-type: none"> • Close and fund loans for the RNLA, FlyAwayHomes and LifeArk projects. • Finalize Grant and Disbursement Agreement for United Dwelling.
---	---	---

ACA	Affordable Care Act	IPV	Intimate Partner Violence
ADU	Accessory Dwelling Unit	LACA	Los Angeles City Attorney
AJCC	America's Job Center of California	LACAC	Los Angeles County Arts Commission
ASO	Alternative Staffing Organization	LACDA	Los Angeles County Development Authority
BFH	Bringing Families Home	LACEYH	Los Angeles Coalition to End Youth Homelessness
CBEST	Countywide Benefits Entitlement Services Teams	LACOE	Los Angeles County Office of Education
CBO	Community Based Organization	LAHSA	Los Angeles Homeless Services Authority
CES	Coordinated Entry System	LAFH	LA Family Housing
CEO	Chief Executive Office	LASD	Los Angeles Sheriff Department
CENS	Client Engagement and Navigation Services	MET	Mental Evaluation Team
CoC	Continuum of Care	MDT	Multidisciplinary Team
COG	Council of Governments	NOFA	Notice of Funding Availability
DCFS	Department of Children and Family Services	ODR	Office of Diversion and Re-entry
DHR	Department of Human Resources	PD	Public Defender
DHS	Department of Health Services	PH	Permanent Housing
DMH	Department of Mental Health	PHA	Public Housing Authority
DMVA	Department of Military and Veteran's Affairs	PSH	Permanent Supportive Housing
DPH	Department of Public Health	RBH	Recovery Bridge Housing
DPSS	Department of Public Social Services	RCB-ICMS	Reentry Community-Based Intensive Case Management Services
DPW	Department of Public Works	REDF	Roberts Enterprise Development Fund
DRP	Department of Regional Planning	RES	Research and Evaluation Services
DV	Domestic Violence	RHAC	Regional Homelessness Advisory Council
E-TSE	Enhanced Transitional Subsidized Employment	RRH	Rapid Re-Housing
FSC	Family Solutions Center	RR/CC	Registrar Recorder/County Clerk
FSP	Full Service Partnership	SAPC	Substance Abuse Prevention and Control
GR	General Relief	SBWIB	South Bay Workforce Investment Board
HACLA	Housing Authority of City of Los Angeles	SELACO	South East LA County
HCID-LA	Los Angeles Housing and Community Investment Department	SPA	Service Planning Area
HCV	Housing Choice Voucher	SSA	Social Security Administration
HET	Homeless Engagement Team	SSI	Supplemental Security Income
HIP	Homeless Incentive Program	TAY	Transition Age Youth
HJC	Housing and Jobs Collaborative	TSE	Transitional Subsidized Employment
HMIS	Homeless Management Information System	VA	Veterans Administration
HUD	U.S. Department of Housing and Urban Development	VI-SPDAT	Vulnerability Index – Service Prioritization Decision Tool
IAR	Interim Assistance Reimbursement	WDACS	Workforce Development Aging and Community Services
ICLC	Inner City Law Center	WDB	Workforce Development Board
ICMS	Intensive Case Management Services	WIOA	Workforce Innovation and Opportunity Act

Homeless Initiative Performance Data by Strategy
Fiscal Year 2019-2020, Quarter 1 (July 2019 - September 2019)

Exhibit III

STRATEGY	METRIC	JULY 2017 TO JUNE 2018* (FULL FISCAL YEAR 2017/2018)	JULY 2018 TO JUNE 2019* (FULL FISCAL YEAR 2018/2019)	JULY 2019 TO SEPTEMBER 2019 (Q1 of FISCAL YEAR 2019/2020)
A1: Homeless Prevention Program for Families	Percentage of A1 participant families that exit the program who retain their housing or transition directly into other permanent housing	73% (348/477)	89% (689/775)	79% (98/124)
A1: Homeless Prevention Program for Families	Percentage of A1 participant families that did not enter any homeless services programs within six months of exiting the prevention program	N/A	93% (583/629)	100% (218/218)
A5: Homeless Prevention Program for Individuals	Percentage of A5 participants that exit the program who retain their housing or transition directly into other permanent housing	89% (72/81) <small>(data is for February 2018-June 2018)</small>	93% (813/872)	73% (135/185)
A5: Homeless Prevention Program for Individuals	Percentage of A5 participants that did not enter any homeless services programs within six months of exiting the prevention program	Not available	89% (510/572)	94% (68/72)
B1: Provide Subsidized Housing to Homeless Disabled Individuals Pursuing SSI	Number of B1 participants who secured housing with B1 subsidy**	1,476	253	246
	Percentage of enrolled B1 participants who secured housing with B1 subsidy	61%	86%	47%
	Number of B1 participants approved for SSI	120	117	24

*Some of the outcomes reported in prior quarterly reports have changed due to data lag and other revisions.

**B1 subsidy referrals/enrollments were suspended between March 2018 and February 2019.

Homeless Initiative Performance Data by Strategy
Fiscal Year 2019-2020, Quarter 1 (July 2019 - September 2019)

STRATEGY	METRIC	JULY 2017 TO JUNE 2018* (FULL FISCAL YEAR 2017/2018)	JULY 2018 TO JUNE 2019* (FULL FISCAL YEAR 2018/2019)	JULY 2019 TO SEPTEMBER 2019 (Q1 of FISCAL YEAR 2019/2020)
B3: Partner with Cities to Expand Rapid Re-Housing	Number of participants newly enrolled in B3	12,675	10,935	1,559
	Number of participants active in the program on the last day of the reporting period	11,661	11,553	9,876
	Number of B3 participants active in the program within the reporting period date range	17,787 <i>Does not include DHS data</i>	21,381	11,385
	Number of B3 participants who secured permanent housing during the reporting period with or without a rapid rehousing subsidy	4,937	5,206	1,801
	Number of B3 participants who obtained employment	508	798	322
	Number of B3 participants who obtained benefits	453	370	95
B4: Facilitate Utilization of Federal Housing Subsidies	Number of formerly homeless individuals and families that were housed using B4 landlord incentive payments	629	2,120	607
	Number of landlord/community engagement events held	49	125	27
	Number of landlord requests to participate in Homeless Incentive Program (HIP)	691	2,435	632
	Number of incentives provided to landlords	874	2,534	756
	Amount of incentives provided to landlords	\$ 1,285,217	\$ 4,207,723	\$ 1,276,609

Homeless Initiative Performance Data by Strategy
Fiscal Year 2019-2020, Quarter 1 (July 2019 - September 2019)

STRATEGY	METRIC	JULY 2017 TO JUNE 2018* (FULL FISCAL YEAR 2017/2018)	JULY 2018 TO JUNE 2019* (FULL FISCAL YEAR 2018/2019)	JULY 2019 TO SEPTEMBER 2019 (Q1 of FISCAL YEAR 2019/2020)
B4: Facilitate Utilization of Federal Housing Subsidies	Number of units leased with HIP incentives (by bedroom size)	Total: 498 Bedroom sizes: SRO = 2 0 = 64 1 = 224 2 = 153 3 = 38 4 = 11 5 = 6	Total: 1,863 Bedroom sizes: SRO = 4 0 = 106 1 = 916 2 = 558 3 = 192 4 = 62 5 = 16 6 = 1 Shared = 8	Total: 607 Bedroom sizes: SRO = 1 0 = 54 1 = 285 2 = 164 3 = 65 4 = 21 5 = 6 6 = 3 7 = 1 Shared = 7
	Number of security deposits paid	361	2,083	686
	Amount of security deposits paid	\$ 780,476	\$ 5,298,068	\$ 1,828,970
	Number of utility deposits/connection fees paid	56	757	366
	Amount of utility deposits/connection fees paid	\$ 7,928	\$ 97,583	\$ 48,702
	Number of rental application and credit check fees paid	46	512	173
	Amount of other move-in assistance paid	\$ 129,051	\$ 688,029	\$ 460,283
B6: Family Reunification Housing Subsidy	Number of B6 participant families placed in housing	71 (Data for 1/1/17-6/30/18)	89	34

Homeless Initiative Performance Data by Strategy
Fiscal Year 2019-2020, Quarter 1 (July 2019 - September 2019)

STRATEGY	METRIC	JULY 2017 TO JUNE 2018* (FULL FISCAL YEAR 2017/2018)	JULY 2018 TO JUNE 2019* (FULL FISCAL YEAR 2018/2019)	JULY 2019 TO SEPTEMBER 2019 (Q1 of FISCAL YEAR 2019/2020)
B7: Interim/Bridge Housing for Those Exiting Institutions	Number of individuals who have been served with B7-funded interim/bridge housing.	2,179	3,257	876 <i>(does not include Department of Public Health Substance Abuse Prevention and Control outcomes)</i>
	Breakdown of the institution from which individuals who were served in interim/bridge housing were discharged <i>(Sum of categories does not equal total number because some individuals have multiple enrollments and/or came from different places prior to enrollment.)</i>	Hospitals: 386 Jail/Prison/ Juvenile Detention Center: 1,164 Other: 635	Hospitals: 1,037 Jail/Prison/ Juvenile Detention Center: 861 Substance Abuse Treatment: 926 Interim or Transitional Housing: 138 Other: 305	Hospitals: 357 Jail/Prison/ Juvenile Detention Center: 363 Substance Abuse Treatment: 9 Interim or Transitional Housing: 34 Other: 111 <i>(does not include Department of Public Health Substance Abuse Prevention and Control outcomes)</i>
	Number of B7 participants who exit to a permanent housing destination	445 <i>(does not include Department of Public Health Substance Abuse Prevention and Control outcomes)</i>	544	62 <i>(does not include Department of Public Health Substance Abuse Prevention and Control outcomes)</i>

Homeless Initiative Performance Data by Strategy
Fiscal Year 2019-2020, Quarter 1 (July 2019 - September 2019)

STRATEGY	METRIC	JULY 2017 TO JUNE 2018* (FULL FISCAL YEAR 2017/2018)	JULY 2018 TO JUNE 2019* (FULL FISCAL YEAR 2018/2019)	JULY 2019 TO SEPTEMBER 2019 (Q1 of FISCAL YEAR 2019/2020)
C1: Enhance the CalWORKs Subsidized Employment Program for Homeless Families	Number of C1 participants who are engaged in subsidized employment	268	236	68
	Number of C1 participants who are placed in unsubsidized employment	39	10	1
C2/C7: Increase Employment for Homeless Adults	Number of C2/C7 participants enrolled in Transitional Employment	800	1,265	815
	Number of C2/C7 participants who secured unsubsidized employment	206	636	<i>Due to the lag time that occurs with base wage data from the Employment Development Department (EDD), accurate figures for this metric are not yet available. Figures for this metric for previous data periods are subject to change upon receipt of additional EDD data.</i>
	Number of DPSS GR Participants served by C2/C7	142	215	Not available

Homeless Initiative Performance Data by Strategy
Fiscal Year 2019-2020, Quarter 1 (July 2019 - September 2019)

STRATEGY	METRIC	JULY 2017 TO JUNE 2018* (FULL FISCAL YEAR 2017/2018)	JULY 2018 TO JUNE 2019* (FULL FISCAL YEAR 2018/2019)	JULY 2019 TO SEPTEMBER 2019 (Q1 of FISCAL YEAR 2019/2020)
C3: Expand Targeted Recruitment & Hiring Process to Homeless/Recently Homeless to Increase Access to County Jobs	Number of individuals at risk of or experiencing homelessness who were enrolled in TempLA, a program that places low-income people into temporary employment with the County.	34	3	0
	Number of individuals at risk of or experiencing homelessness who were enrolled in Community Youth Bridges Program, a program to connect at-risk youth to County employment.	Not available	Not available	12
C4/5/6: Establish a Countywide SSI/Veterans Benefits Advocacy Program for People/ Veterans/ Inmates Experiencing Homelessness or at Risk of Homelessness	Number of individuals newly enrolled in CBEST	7,458	6,226	1,905
	Number of individuals currently enrolled in CBEST	5,861	11,499	11,487
	Number of CBEST participants whose applications for SSI/Veterans' benefits were submitted	443	1,413	922*
	Number of CBEST participants whose applications for SSI/Veterans' benefits were denied	4	47	16*
	Number of CBEST participants whose applications for SSI/Veterans' benefits are pending disposition	Not available	1,007	1,290
	Number of CBEST participants approved for SSI/Veterans' benefits	142	364	162*

* These numbers reflect the number of application submitted, denied, and approved, not the number of participants for whom applications were submitted, denied, and approved. Some participants have multiple applications submitted. This is a change in methodology from previous data periods.

Homeless Initiative Performance Data by Strategy
Fiscal Year 2019-2020, Quarter 1 (July 2019 - September 2019)

STRATEGY	METRIC	JULY 2017 TO JUNE 2018* (FULL FISCAL YEAR 2017/2018)	JULY 2018 TO JUNE 2019* (FULL FISCAL YEAR 2018/2019)	JULY 2019 TO SEPTEMBER 2019 (Q1 of FISCAL YEAR 2019/2020)
C4/5/6: Countywide SSI/Veterans Benefits Advocacy Program	Number of CBEST participants who are linked to and have access to mental health services	2,723	2,314	Not available <i>(replaced by care coordination and navigation metric below)</i>
	Number of CBEST participants who are linked to and have access to health services	4,963	4,185	Not available <i>(replaced by care coordination and navigation metric below)</i>
	Number of CBEST participants in Care Coordination and Navigation in the data period <i>(includes only those who were actively engaged in the application process in the data period, rather than those who had been engaged at one point in their CBEST enrollment, as in the above two metrics)</i>	Not available	Not available	418
D2: Expansion of Jail in Reach	Number of inmates who received D2 jail in-reach services	3,489	1,349	368
	Number of D2 participant inmates who were assessed with the VI-SPDAT	2,632	975	285
	Number of D2 participant inmates placed in bridge housing upon release	723 (from 9/14/17- 6/30/18)	429	118
	Number of D2 participant inmates transported to housing upon release	620 (from 9/14/17- 6/30/18)	210	62
	Number of D2 participant inmates referred to SSI advocacy program (CBEST)	106 (from 9/14/17- 6/30/18)	55	7
	Number of D2 participant inmates placed in permanent supportive housing by the Housing for Health program within 12 months of release	119	160	24

Homeless Initiative Performance Data by Strategy
Fiscal Year 2019-2020, Quarter 1 (July 2019 - September 2019)

STRATEGY	METRIC	JULY 2017 TO JUNE 2018* (FULL FISCAL YEAR 2017/2018)	JULY 2018 TO JUNE 2019* (FULL FISCAL YEAR 2018/2019)	JULY 2019 TO SEPTEMBER 2019 (Q1 of FISCAL YEAR 2019/2020)
D2: Expansion of Jail in Reach	Number of D2 participant inmates referred to Community Transition Unit (CTU) for GR assistance at DPSS	407	63	2
	Number of D2 participant inmates referred to CTU for Medi-Cal application assistance	283	75	96
D6: Criminal Record Clearing Project	Number of Public Defender homeless outreach events held through D6	54 (January - June 2018)	138	33
	Number of City Attorney homeless outreach events held through D6	N/A	56	21
	Number of homeless persons engaged by Public Defender through D6	577 (January - June 2018)	897	192
	Number of homeless persons engaged by City Attorney through D6	N/A	1,211	412
	Number of petitions for dismissal/reduction filed by Public Defender for D6 participants	264 (January - June 2018)	987	534
	Number of petitions for dismissal/reduction filed by City Attorney for D6 participants	N/A	1,793	675
	Number of petitions filed by Public Defender for dismissal/reduction that were granted for D6 participants	153 (January - June 2018)	554	155
	Number of petitions filed by City Attorney for dismissal/reduction that were granted for D6 participants (some granted petitions were filed prior to Measure H funding)	N/A	1,102	1,006

Homeless Initiative Performance Data by Strategy
Fiscal Year 2019-2020, Quarter 1 (July 2019 - September 2019)

STRATEGY	METRIC	JULY 2017 TO JUNE 2018* (FULL FISCAL YEAR 2017/2018)	JULY 2018 TO JUNE 2019* (FULL FISCAL YEAR 2018/2019)	JULY 2019 TO SEPTEMBER 2019 (Q1 of FISCAL YEAR 2019/2020)
D7: Provide Services and Rental Subsidies for Permanent Supportive Housing (PSH)	Number of D7 participants newly enrolled and linked to Intensive Case Management Services (ICMS)	2,842	3,962	602
	Number of participants in existing PSH units that had insufficient supportive services who began receiving D7 ICMS services to increase housing retention (These participants are considered to be part of the "D7 Flex" program.)	N/A	803	246
	Number of individuals who were active in the D7 and D7-flex programs during the reporting period	2,842	7,255	7,363
	Number of newly enrolled D7 participants receiving federal rental subsidies.	1,524	2,267	493
	Number of newly enrolled D7 participants receiving local rental subsidies	1,081	1,573	102
	Number of D7 participants placed in housing during the reporting period	1,340	2,152	295 <i>Note: Strategy D7 anticipates slot growth on a fiscal year basis. DHS slot growth has been adversely impacted due to a slowdown in federal subsidies needed to meet D7 goals. DHS is unable to fill existing vacant slots or add new slots without the availability of additional federal subsidies.</i>

Homeless Initiative Performance Data by Strategy
Fiscal Year 2019-2020, Quarter 1 (July 2019 - September 2019)

STRATEGY	METRIC	JULY 2017 TO JUNE 2018* (FULL FISCAL YEAR 2017/2018)	JULY 2018 TO JUNE 2019* (FULL FISCAL YEAR 2018/2019)	JULY 2019 TO SEPTEMBER 2019 (Q1 of FISCAL YEAR 2019/2020)
E4: First Responders Training	Number of LASD deputies and sergeants trained	1,315 (from 10/2016 to 6/2018)	729	220
	Number of non-LASD law enforcement personnel trained	43	19	-
	Number of non-law enforcement first responders trained	389 (from 6/2017 to 6/2018)	465	71
E6: Countywide Outreach System (Data is for CES Outreach Teams, DHS Multidisciplinary Teams, and LAHSA Homeless Engagement Teams.)	Number of individuals initiated contact	17,929	22,410	6,098
	Number of individuals newly engaged during the reporting period	8,658	10,905	2,535
	Number of individuals engaged during the reporting period	9,257	15,039	9,147
	Number of individuals who received services or successfully attained referrals	6,833	17,673	4,059
	Number of individuals who were placed in crisis or bridge housing	1,164	1,468	354
	Number of individuals who were linked to a permanent housing resource	533	1,018	222
	Number of individuals who were placed in permanent housing	375	757	143

Homeless Initiative Performance Data by Strategy
Fiscal Year 2019-2020, Quarter 1 (July 2019 - September 2019)

STRATEGY	METRIC	JULY 2017 TO JUNE 2018* (FULL FISCAL YEAR 2017/2018)	JULY 2018 TO JUNE 2019* (FULL FISCAL YEAR 2018/2019)	JULY 2019 TO SEPTEMBER 2019 (Q1 of FISCAL YEAR 2019/2020)
E7: Strengthen the Coordinated Entry System (CES) (All data for this strategy is for the CES as a whole.)	Number of households assessed through CES	28,874	27,116	5,794
	Average length of time in days from assessment to housing match	208	257	288
	Average length of stay in days in crisis/bridge housing for those who exited in the reporting period	63	48	80
	Average acuity score of persons or households who have obtained permanent housing	7.4	7.8	8.4
	Number of persons/households who have increased their income	5937	7,093	4,529
E8: Enhance the Emergency Shelter System (Data includes all participants served in programs funded in whole or in part by Measure H.)	Number of participants newly enrolled in the program during the reporting period	13,524	17,759	3,193
	Number of persons active in the program within the reporting period	15,970	22,362	8,981
	Number of persons who exited crisis, bridge, or interim housing to permanent housing during the reporting period (out of total exits to any destination)	2752 (out of 11,420 total exits) = 24%	3,971 (out of 15,581 total exits) = 25%	458 (out of 2,399 total exits) = 19%

Homeless Initiative Performance Data by Strategy
Fiscal Year 2019-2020, Quarter 1 (July 2019 - September 2019)

STRATEGY	METRIC	JULY 2017 TO JUNE 2018* (FULL FISCAL YEAR 2017/2018)	JULY 2018 TO JUNE 2019* (FULL FISCAL YEAR 2018/2019)	JULY 2019 TO SEPTEMBER 2019 (Q1 of FISCAL YEAR 2019/2020)
E14: Enhanced Services for Transition Aged Youth (TAY)	Percentage of E14 TAY participants who exit transitional housing to permanent housing destinations during the reporting period	50% (34 out of 66 total exits)	39% (150 out of 388 total exits)	44% (39 out of 88 total exits)
	Percentage of E14 TAY participants who obtained employment during the reporting period	16% (47 out of 287 active participants)	14% (122 out of 872 active participants)	15% (75 out of 508 active participants)
	Number of TAY participants who were assessed using the Next Step Tool	3,537	3,285	739
	Number of children linked to appropriate educational programs, including enrollment in school and/or connections to McKinney-Vento resources	Not available	1,811	706
	Number of educational assessments completed with youth ages 16-24	Not available	396	169

Select Homeless Initiative Strategy (B3, B7, D7, E6, E8) Performance Data by Service Planning Area (SPA)
Fiscal Year 2019/2020, Quarter 1 (July 2019 - September 2019)

B3: Partner with Cities to Expand Rapid Re-Housing	Number of individuals newly enrolled	Number of individuals active in the program within the reporting period	Number of B3 participants who secured permanent housing during the reporting period with or without a rapid rehousing subsidy
Total	1,559	11,385	1,801
SPA 1	42	207	120
SPA 2	593	3,372	394
SPA 3	255	1,059	119
SPA 4	134	930	103
SPA 5	75	1,080	294
SPA 6	75	2,130	376
SPA 7	230	1,475	152
SPA 8	157	1,150	251

B7: Interim/Bridge Housing for Those Exiting Institutions	Number of individuals who have been served with B7 funded interim/bridge housing	Number of B7 participants who exit to a permanent housing destination
Total	876	62
SPA 1	33	9
SPA 2	36	0
SPA 3	22	2
SPA 4	382	29
SPA 5	7	0
SPA 6	210	7
SPA 7	131	10
SPA 8	55	3

D7: Provide Services and Rental Subsidies for Permanent Supportive Housing	Number of D7 participants newly placed in housing
Total	295
SPA 1	48
SPA 2	24
SPA 3	20
SPA 4	68
SPA 5	10
SPA 6	78
SPA 7	12
SPA 8	34

Notes:

- B3 data is broken down by the Service Planning Area in which the participant was served.
- B7 data is broken down by the Service Planning Area in which the participant was served. These data do not include outcomes from the Department of Public Health, Substance Abuse Prevention and Control, which also administers B7 programs.
- D7 SPA data is based on location where participant is housed.

Select Homeless Initiative Strategy (B3, B7, D7, E6, E8) Performance Data by Service Planning Area (SPA)
Fiscal Year 2019/2020, Quarter 1 (July 2019 - September 2019)

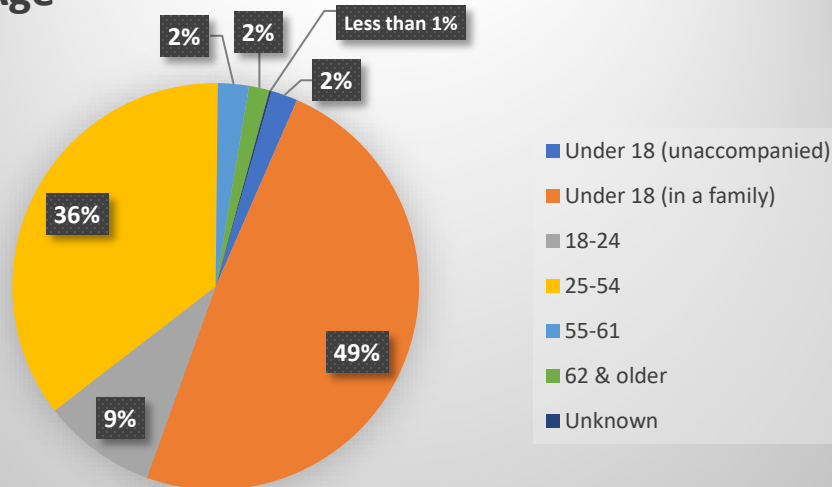
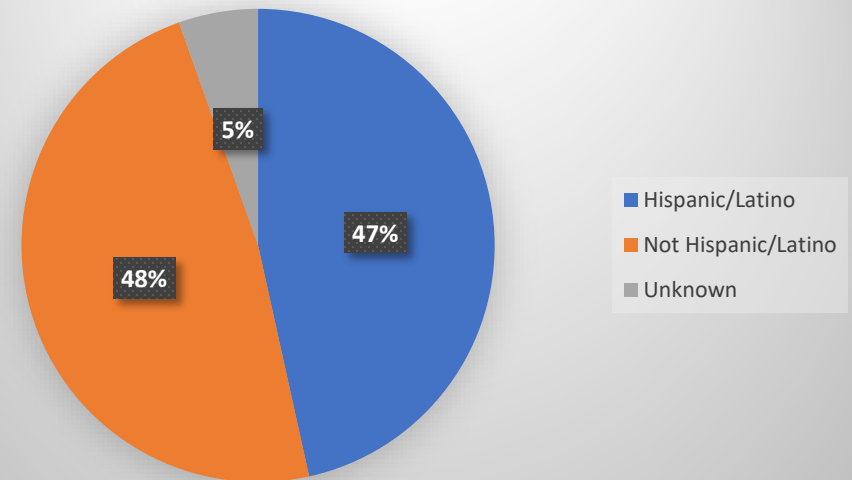
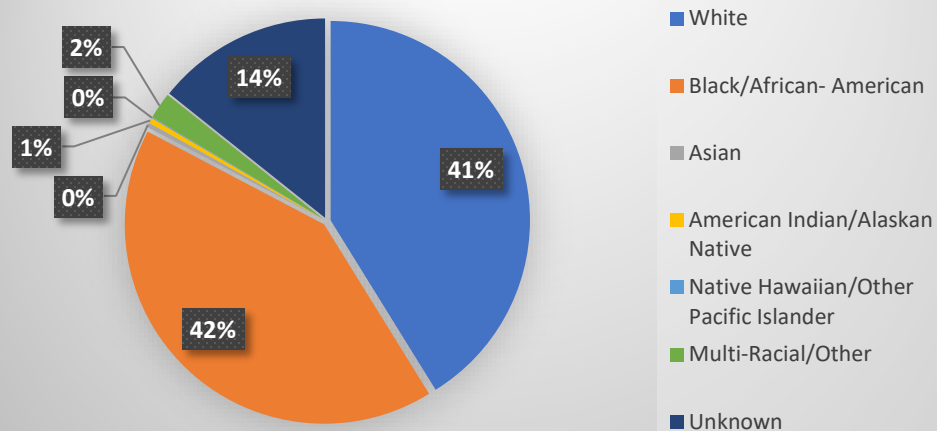
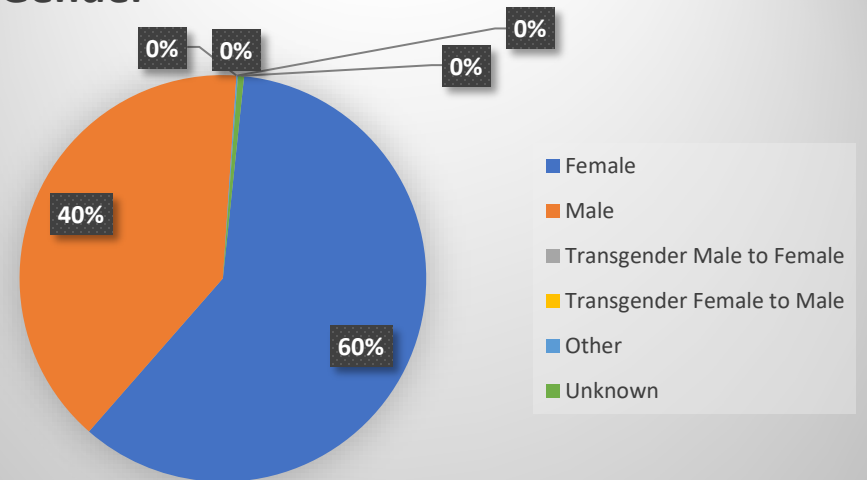
SPA Unknown	1					
E6: Countywide Outreach System	Number of unduplicated individuals initiated contact	Number of unduplicated individuals newly engaged during reporting period	Number of unduplicated individuals who received services or successfully attained referrals	Number of unduplicated individuals who are placed	Number of unduplicated individuals who are linked to a permanent housing resource	Number of unduplicated individuals who are placed in permanent housing
Total	6,098	2,535	4,059	354	222	143
SPA 1	492	259	442	38	33	32
SPA 2	539	242	384	26	9	8
SPA 3	919	352	480	73	52	7
SPA 4	1,286	400	885	86	68	39
SPA 5	707	447	546	8	4	5
SPA 6	464	174	260	32	3	10
SPA 7	899	360	572	56	18	31
SPA 8	904	358	580	38	38	12

Notes: E6 data is broken down by the Service Planning Area in which the participant was served. Data is for three types of outreach teams: Department of Health Services' Multidisciplinary Teams (MDTs), Los Angeles Homeless Services Authority Homeless Engagement Teams (HET), and Coordinated Entry System (CES) teams. Due to participants being enrolled into multiple programs across countywide outreach teams, the total number per SPA does not equal the sum of all teams added together. Data for metrics on services/referrals, crisis housing, and permanent housing include individuals who were engaged during the reporting period but may have been engaged for the first time in a prior reporting period. Therefore, the total number who received services/referrals exceeds the total number who were newly engaged.

Select Homeless Initiative Strategy (B3, B7, D7, E6, E8) Performance Data by Service Planning Area (SPA)
Fiscal Year 2019/2020, Quarter 1 (July 2019 - September 2019)

E8: Enhance the Emergency Shelter System	Number of individuals who entered E8 interim/crisis/ bridge housing programs in the reporting period	Number of individuals who have been served by E8 funded interim/crisis/ bridge housing beds	Number of persons that exited to permanent housing destination within the report date range (by program SPA)
Total	3,193	8,981	458 (out of 2,399 exits = 19%)
SPA 1	16	37	10 (out of 18 exits = 56%)
SPA 2	546	1,924	31 (out of 150 exits = 21%)
SPA 3	235	670	46 (out of 138 exits = 33%)
SPA 4	516	1,369	110 (out of 461 exits = 24%)
SPA 5	95	351	43 (out of 107 exits = 40%)
SPA 6	1,338	3,617	109 (out of 1,255 exits = 9%)
SPA 7	201	560	48 (out of 194 exits = 25%)
SPA 8	266	510	61 (out of 89 exits = 69%)

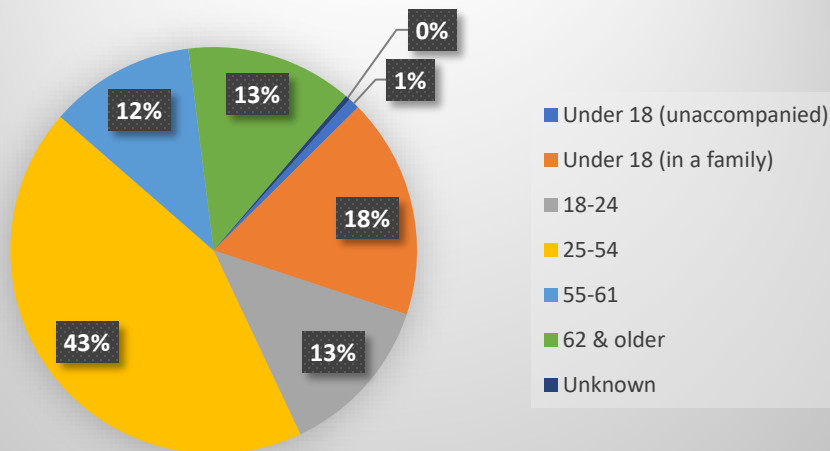
Note: E8 data is broken down by the Service Planning Area in which the participant was served.

A1: Homeless Prevention Program for Families**By Age****By Ethnicity****By Race****By Gender**

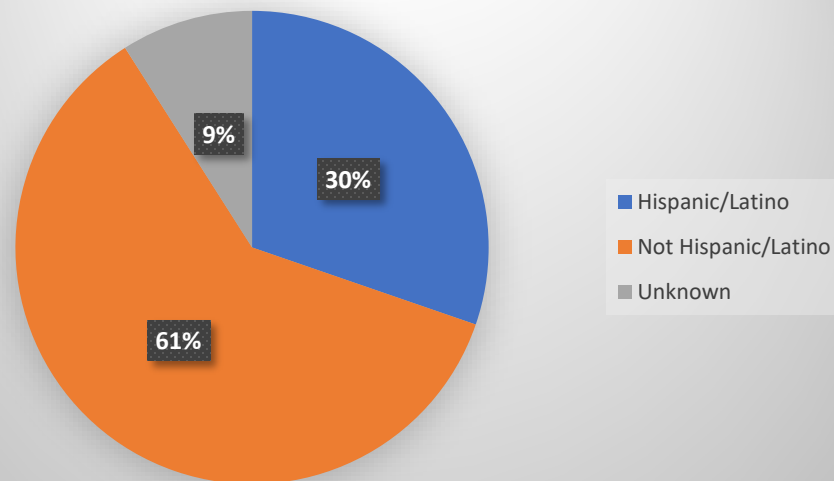
*Data in this attachment show the number of participants served in each program, broken down by age, ethnicity, race, and gender.

A5: Homeless Prevention Program for Adults

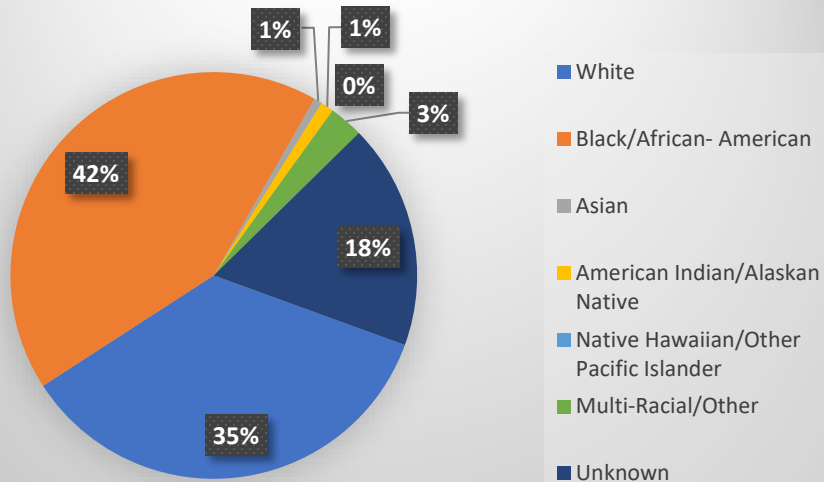
By Age



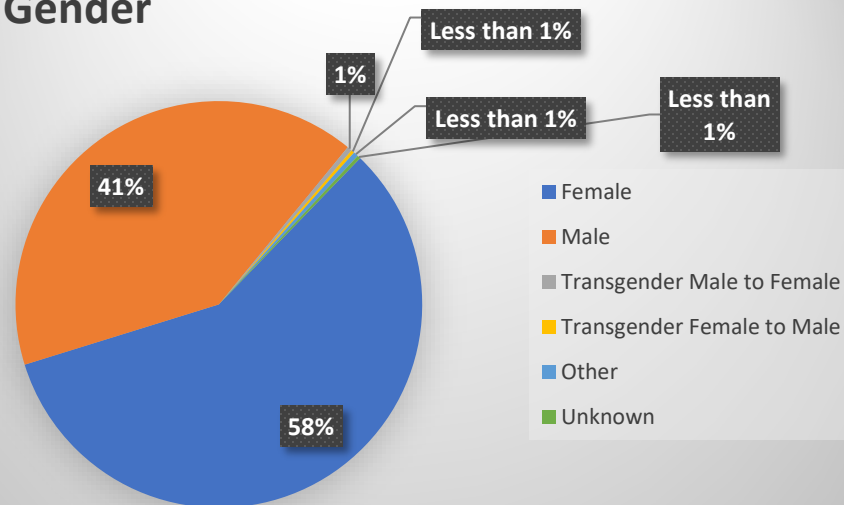
By Ethnicity



By Race

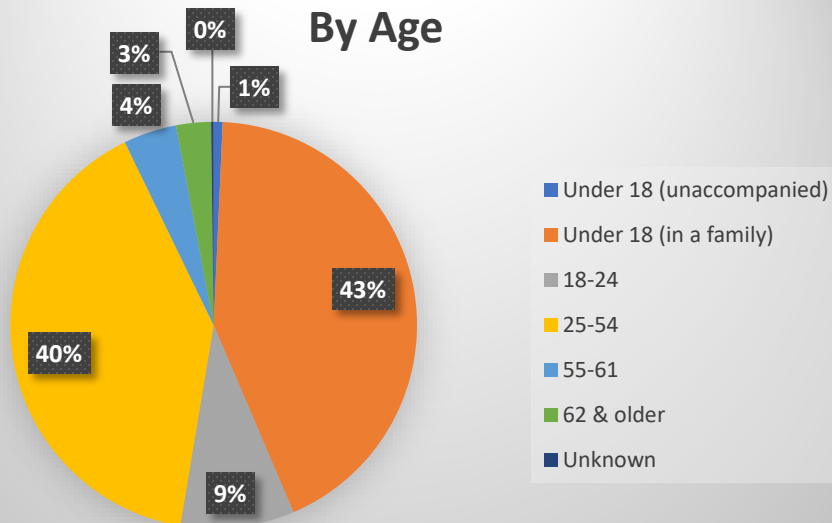


By Gender

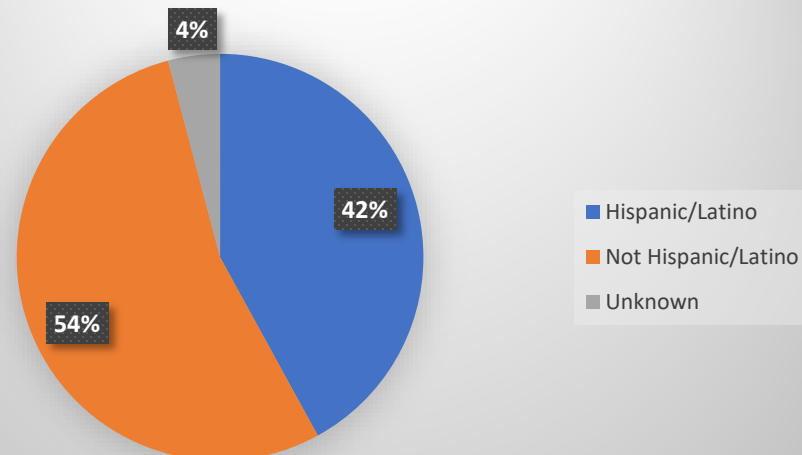


B3: Rapid Re-Housing

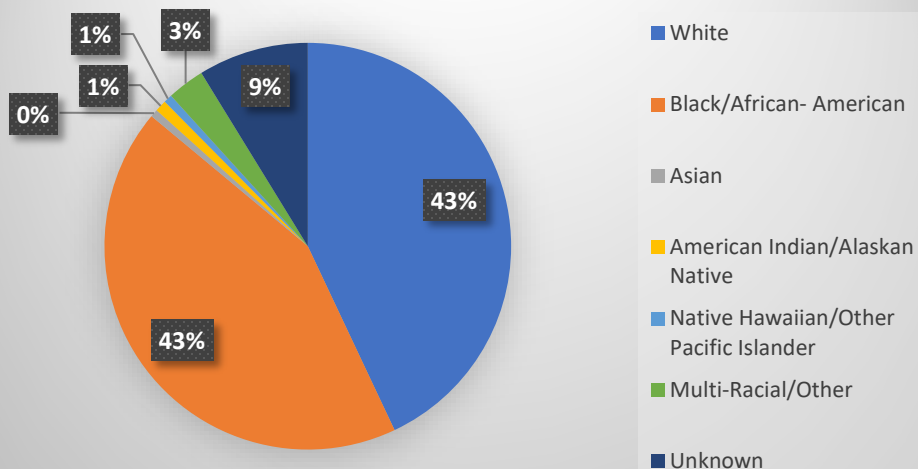
By Age



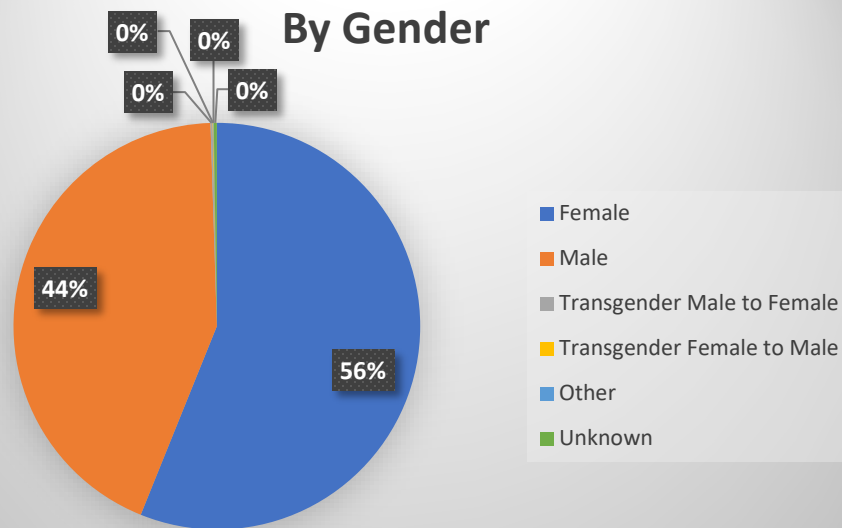
By Ethnicity



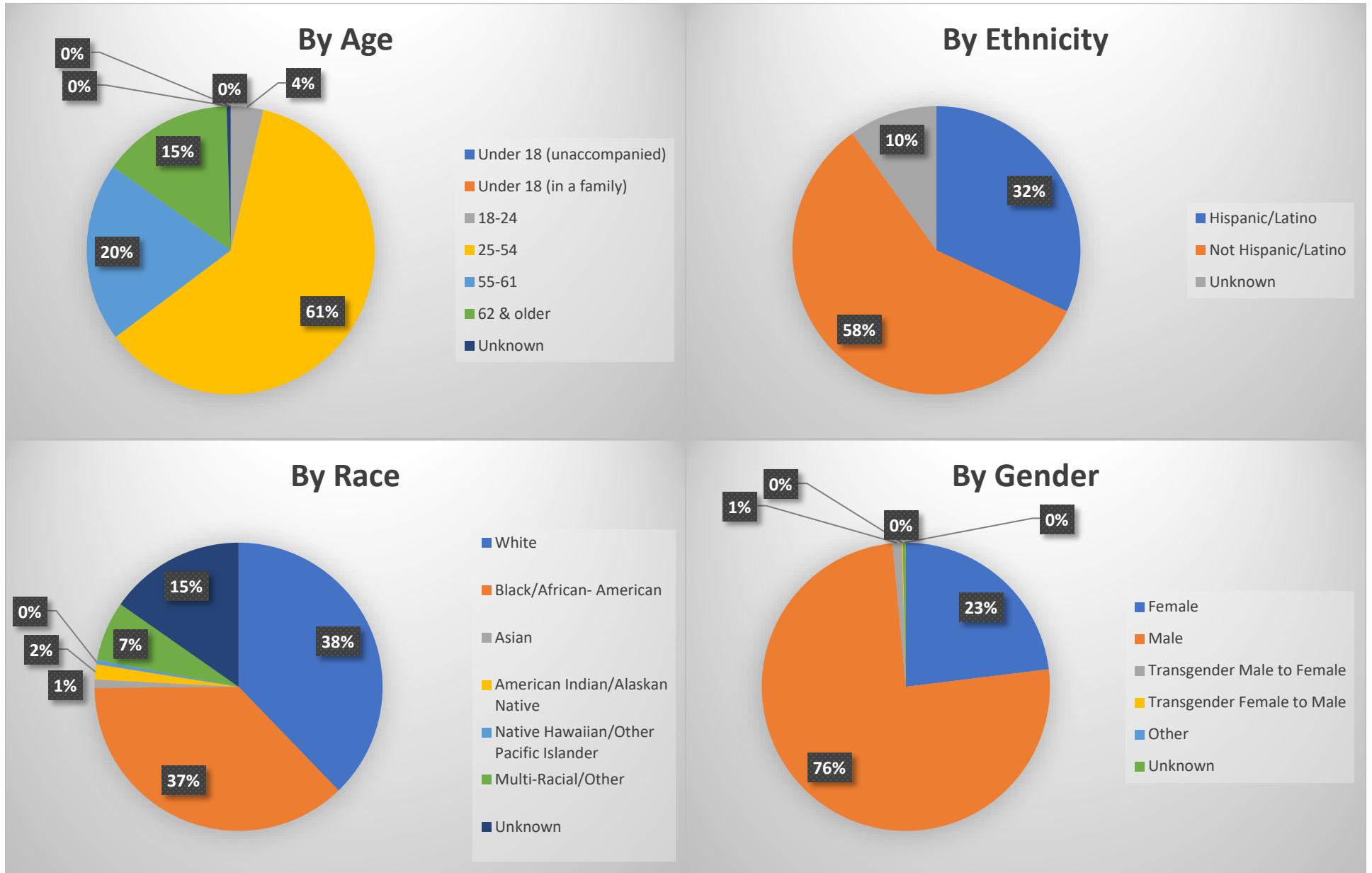
By Race



By Gender



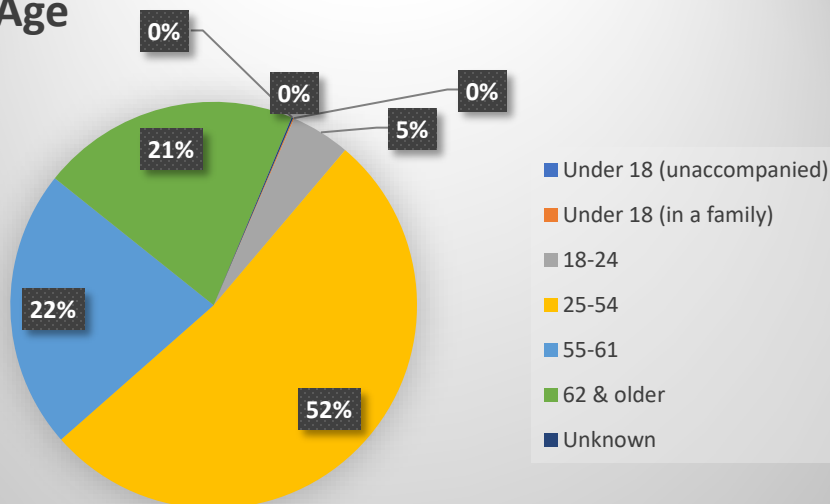
B7: Interim Housing for those Exiting Institutions*



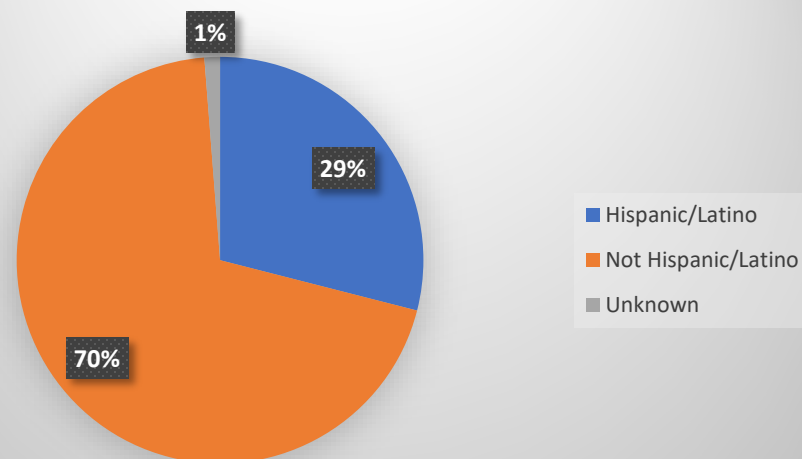
*B7 data does not include outcomes from the Department of Public Health, Substance Abuse Prevention and Control.

D7: Permanent Supportive Housing

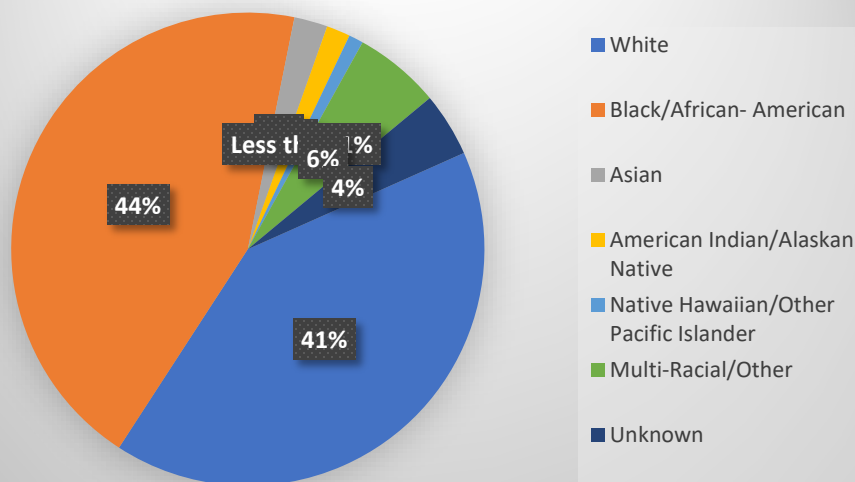
By Age



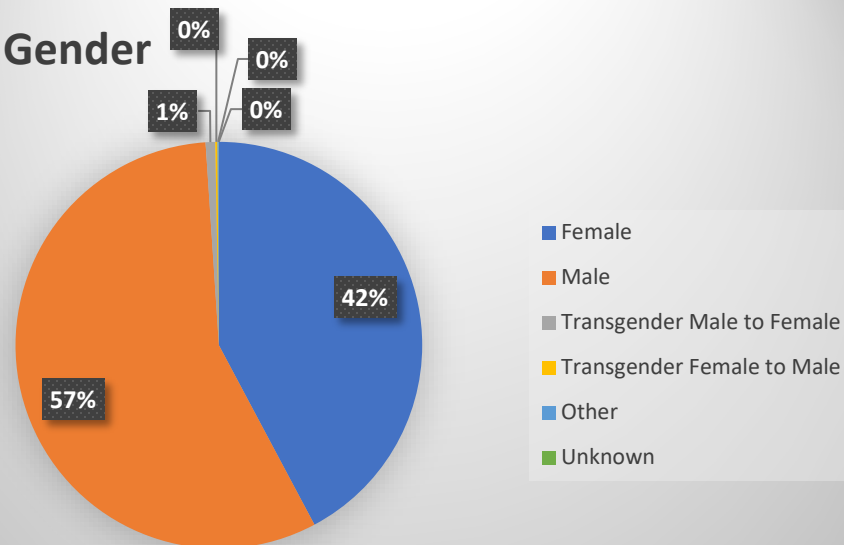
By Ethnicity



By Race

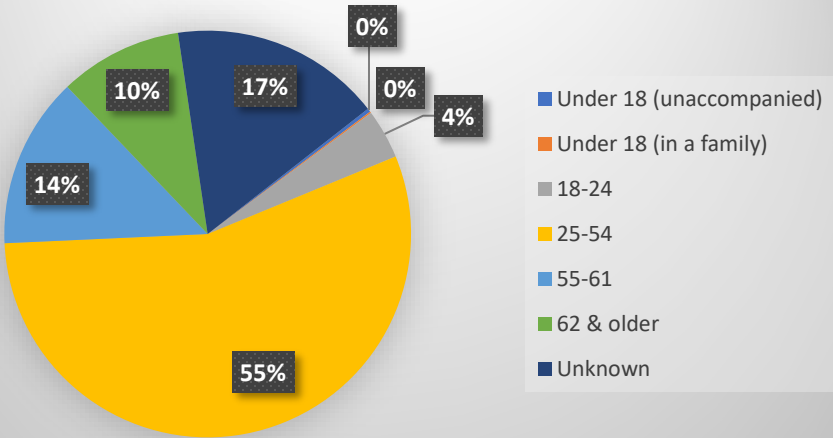


By Gender

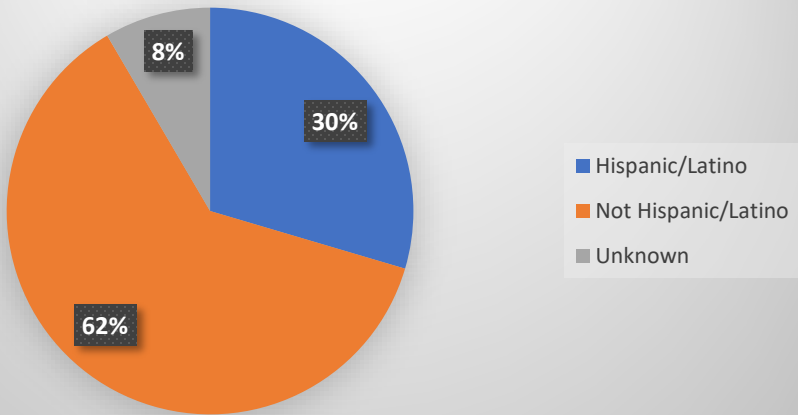


E6: Countywide Outreach System

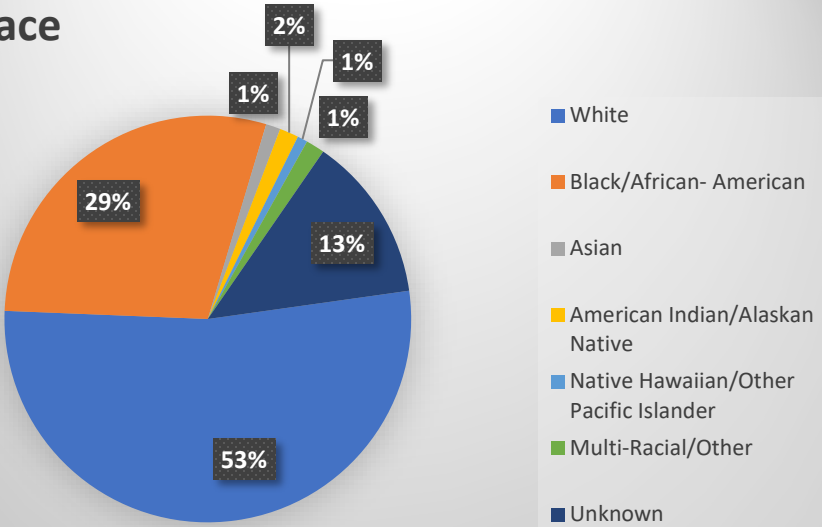
By Age



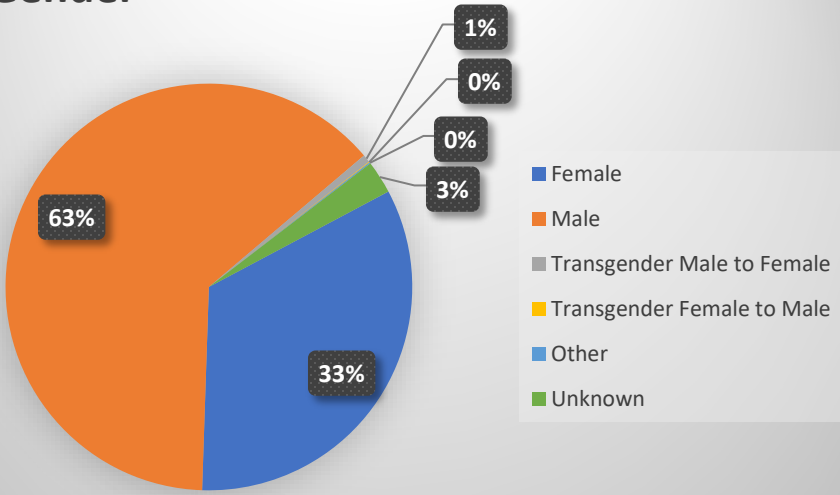
By Ethnicity



By Race

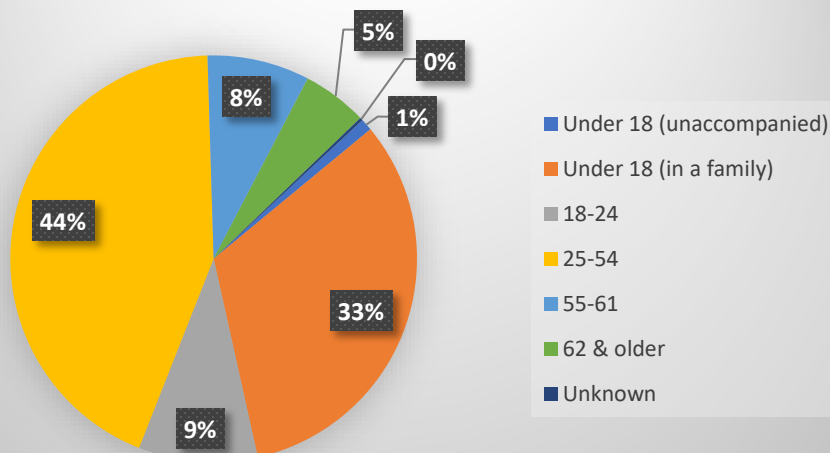


By Gender

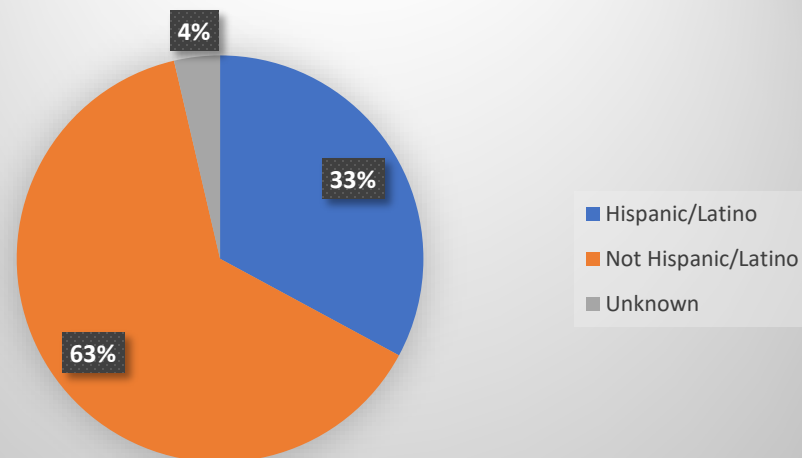


E8: Emergency Shelter

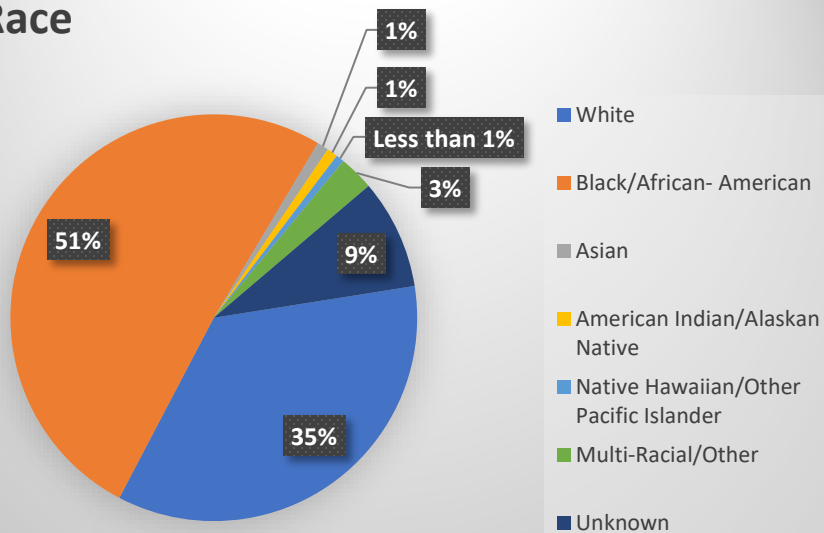
By Age



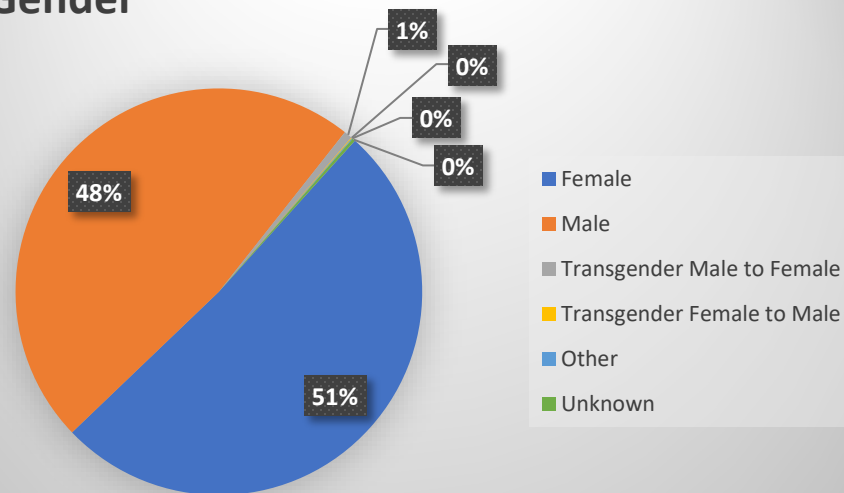
By Ethnicity



By Race



By Gender



RESPONSES TO BOARD MOTIONS
August 15, 2019 – November 14, 2019

From August 15, 2019, the Chief Executive Office (CEO) responded to nine Board Motions related to homelessness. Below is a list of these motions with links to the associated reports.

- **Housing for Public Health (Item #44-A, Agenda of October 16, 2018)**
Submitted on August 16, 2019
 This report summarizes the implementation and status of a pilot program to address the needs of encampments determined to be at high-risk for public health problems.
http://file.lacounty.gov/SDSInter/bos/bc/1059998_08.15.19BM-HousingforPublicHealth-ItemNo44-A-Agendaof10-16-18.pdf#search=%22housing%20for%20public%20health%22
- **Comprehensive Homelessness Prevention Assessment and Action Plan (Item #4, Agenda of May 21, 2019)**
Submitted on August 22, 2019
 This report provided an interim response to the Board Motion, including an inventory of existing County department homelessness prevention and diversion resources; an assessment of which County data systems collect and track homeless status and the value of expanding, or enhancing this data collection and tracking; an evaluation of recommendations from other taskforces that should be considered by the Prevention workgroup; a description of work being done by consultants on predicting homelessness; and an update on consultant procurement.
http://file.lacounty.gov/SDSInter/bos/bc/1060115_8-22-19BMComprehensiveHomelessnessPreventionAssessmentandActionPlan.pdf
- **Re-Orienting Transition Age Youth Systems of Care to Support Housing Stability (Item #2, Agenda of November 20, 2018)**
Submitted on August 22, 2019
 This memorandum reports back on 11 deliverables focused on enhancing the Transition Age Youth systems of care to support housing stability.
http://file.lacounty.gov/SDSInter/bos/bc/1060957_8-22-19BMRe-orientingTAYSystemsofCaretoSupportHousingStability.pdf
- **Report on Expanding Eviction Defense Services in Los Angeles County (Item #3, Agenda of May 21, 2019)**
Submitted on August 26, 2019
 This report summarizes options available to expand eviction defense and related services for tenants within the County.
http://file.lacounty.gov/SDSInter/bos/bc/1060189_8-26-19BMFromDCBARExpandingEvictionDefenseSvc.pdf

- **Use of Motels as Interim Shelters/Housing for Chronically Homeless Individuals**

(Item #6, Agenda of June 18, 2019)

Submitted on September 25, 2019

This report provides a status update on efforts underway to identify at least one motel in each Service Planning Area with which to enter into a master lease agreement. Also, a cost-benefit analysis of using motels as interim housing and safe parking sites for chronically homeless individuals.

http://file.lacounty.gov/SDSInter/bos/bc/1061706_09.25.19BM-UseofMotelsasInterimShelters-HousingforChronicHomelessIndividuals.pdf

- **Increased Employment Opportunities for Homeless Individuals**

(Item #12, Agenda of June 25, 2019)

Submitted on September 27, 2019

This report outlines the steps CEO and partner agencies are taking to assess a variety of incentives that could be offered to County contractors to encourage them to hire people experiencing homelessness.

http://file.lacounty.gov/SDSInter/bos/bc/1061900_09.27.19BM-IncreasedEmploymentOpportunitiesforHomelessIndividualsItem12of6-25-19Agenda.pdf

- **Innovation Fund for Local Cities Combatting Homelessness**

(Item #19, Agenda of September 10, 2019)

Submitted on October 28, 2019

This report provides a framework to provide \$6.0 million in available Measure H carryover funds from Fiscal Year 2018-19 to Councils of Government (COGs) to support activities that are aligned with Board-approved Homeless Initiative strategies and are consistent with the priority areas outlined in the recent Request for Proposals to support implementation of city homelessness plans.

http://file.lacounty.gov/SDSInter/bos/bc/1063850_10.28.19BM-InnovationFundsforCitiesandCOGs_FINAL_.pdf

- **Storage Pilot Program for Individuals Experiencing Homelessness**

(Item #68-A, Agenda of June 4, 2019)

Submitted on November 12, 2019

This report provides a status update on the Safe Storage Pilot Program, which explores the feasibility of developing and launching the program in Countywide locations where such programs might reduce public health and safety risks.

http://file.lacounty.gov/SDSInter/bos/bc/1064318_11.12.19BM-StoragePilotProgforIndividualsExperiencingHomelessnessRB-MEMO.pdf#search=%22storage%20pilot%22

- **Foster Youth to Independence Initiative for Former Foster Youth
(Item #15, Agenda of August 13, 2019)**

Submitted on November 12, 2019

This report provides a status update on collaboration with local public housing authorities eligible to apply for the Tenant Protection Vouchers for Foster Youth to Independent Initiative.

http://file.lacounty.gov/SDSInter/bos/bc/1064344_11-12-19BMFosterYouthtoIndependenceInitiative.pdf#search=%22foster%20youth%20to%20independence%22